




The C Program
SCDOT

ANNUAL REPORT 2016-2017

**REPORT TO THE GENERAL ASSEMBLY
C FUND EXPENDITURES
FOR
SELF-ADMINISTERED & SCDOT ADMINISTERED
COUNTY TRANSPORTATION COMMITTEES
JULY 1, 2016 – JUNE 30, 2017**



LISTING OF SELF-ADMINISTERED CTCs

- Section 1: Anderson County Transportation Committee
- Section 2: Beaufort County Transportation Committee
- Section 3: Berkeley County Transportation Committee
- Section 4: Charleston County Transportation Committee
- Section 5: Cherokee County Transportation Committee
- Section 6: Chester County Transportation Committee
- Section 7: Clarendon County Transportation Committee
- Section 8: Colleton County Transportation Committee
- Section 9: Edgefield County Transportation Committee
- Section 10: Greenville County Transportation Committee
- Section 11: Greenwood County Transportation Committee
- Section 12: Lancaster County Transportation Committee
- Section 13: Laurens County Transportation Committee
- Section 14: Lexington County Transportation Committee
- Section 15: Pickens County Transportation Committee
- Section 16: Saluda County Transportation Committee
- Section 17: Spartanburg County Transportation Committee
- Section 18: Sumter County Transportation Committee
- Section 19: York County Transportation Committee

LISTING OF SCDOT ADMINISTERED CTCs

Section 20:	Abbeville County Transportation Committee
Section 21:	Aiken County Transportation Committee
Section 22:	Allendale County Transportation Committee
Section 23:	Bamberg County Transportation Committee
Section 24:	Barnwell County Transportation Committee
Section 25:	Calhoun County Transportation Committee
Section 26:	Chesterfield County Transportation Committee
Section 27:	Darlington County Transportation Committee
Section 28:	Dillon County Transportation Committee
Section 29:	Dorchester County Transportation Committee
Section 30:	Fairfield County Transportation Committee
Section 31:	Florence County Transportation Committee
Section 32:	Georgetown County Transportation Committee
Section 33:	Hampton County Transportation Committee
Section 34:	Horry County Transportation Committee
Section 35:	Jasper County Transportation Committee
Section 36:	Kershaw County Transportation Committee
Section 37:	Lee County Transportation Committee
Section 38:	McCormick County Transportation Committee
Section 39:	Marion County Transportation Committee
Section 40:	Marlboro County Transportation Committee
Section 41:	Newberry County Transportation Committee

- Section 42: Oconee County Transportation Committee
- Section 43: Orangeburg County Transportation Committee
- Section 44: Richland County Transportation Committee
- Section 45: Union County Transportation Committee
- Section 46: Williamsburg County Transportation Committee

Summary Report for the C Fund Program 2016/2017 State Fiscal Year

C Program Background:

Public roads and highways are the infrastructure for growth in South Carolina and building and maintaining them is a tremendous responsibility. The South Carolina Department of Transportation (SCDOT), like all state DOTs across the country, has quickly learned that the job is too big to accomplish without partners. The C Program is a long-established partnership between the SCDOT and the forty six counties of South Carolina to fund the improvements of state roads, county roads, city streets and other local transportation projects. It is successful because local leaders and citizens alike are willing to step up and work with SCDOT to meet the needs of their communities. Financial resources for roads and bridges are precious as the requirements far exceed available funding. SCDOT values the hard work and commitment of County Transportation Committee (CTC) members working with civic leaders to use these resources prudently for the advancement of local transportation projects. Sections A and B of South Carolina Code of Laws, §12-28-2740 (the C fund statute) state that two and sixty-six one-hundredths cents a gallon of the user fee on gasoline must be deposited with the State Treasurer and used in furtherance of a countywide transportation plan adopted by CTCs throughout the state.

Annual Report:

The 19 County Transportation Committees listed in this report administered C Funds for their respective counties during the 2015/2016 state fiscal year. The individual county reports contained herein were prepared by each CTC and submitted to SCDOT. These individual reports have been compiled into a statewide report and are being submitted to the General Assembly as required by Section D of South Carolina Code of Laws §12-28-2740. In addition, SCDOT has prepared similar annual reports for the other 27 CTCs that are administered by the Department for the General Assembly's information. These documents are also included in the statewide report.

Projections for the 2017/2018 State Fiscal Year:

At the beginning of the state's fiscal year, SCDOT sends each CTC Chairman the Committee's projected income for the upcoming year. This information is used for their transportation planning purposes during the course of the year. The projected revenue from the sale of gasoline allocated to the C Fund program for the current 2017/2018 state fiscal year (SFY) is expected to be \$75,328,000. Minor increases or decreases in revenue that may occur can be attributed to modest fluctuations in the price and consumption of gasoline. It is expected any marginal variations in income to the CTCs typically would not translate into changes from the previous

year in the number or magnitude of transportation related improvement projects being constructed throughout South Carolina. SCDOT's C Program Administration Office has worked very closely with all CTCs to ensure their transportation plans are current and applicable to the requirements stipulated in the C fund statute.

The recently passed Roads Bill Legislation (Act 40) included the authorization of additional recurring funding for the CTC program. The new legislation amends the C Fund law increasing the CTC's portion .3325 cents a gallon beginning July 1, 2018, and each July first thereafter through July 1, 2021. When the total increase is in place in SFY 21/22, the proceeds to the CTCs will be the original 2.66 cents plus the increase of 1.33 cents which equal 3.99 cents. Therefore, this year's (SFY 17/18) recurring C fund apportionment is still based on the original 2.66 cents a gallon.

The provisions of the new legislation require the increase in proceeds to the CTCs beginning July 1, 2018 (.3325 cents each year for four years = 1.33 cents) to be used exclusively for repairs, maintenance, and improvements to the state highway system. The 25% expenditure requirement on the state system will remain valid until SFY 20/21 when it will increase to 27%. At full implementation in SFY 21/22 and beyond, the CTC's expenditure requirement will be 33% (The 1.33 cents increase divided by the total CTC proceeds of 3.99 cents).

The Donor Bonus allocation that the Department of Transportation annually transfers to the CTC program has changed as a result of Act 40 as well. The new legislation stipulates the amount to be divided among those CTCs designated as a Donor County (a county that contributes to the C fund an amount in excess of what it receives under the allocation formula) is to be increased from \$9.5 Million to \$17 Million beginning in SFY 17/18. After the \$17 Million is divided among the donor counties in the ratio defined in the law, The Department of Transportation is to then transfer an additional \$3.5 Million to be divided among those remaining eligible donor counties in an effort to increase their total allocations to what the county contributed to the C fund program through gas sales. For planning purposes, SCDOT is assuming that this increased \$3.5 Million may be called upon within 3 years of passage of the Roads Bill. It will be set each year, commensurate with the data, up to a cap of \$20.5 Million.

Questions regarding the C Program can be directed to SCDOT's C Program Administrator, Herbert J. Cooper @ 803-737-0230.

ANDERSON CTC ANNUAL C FUND REPORT
 JULY 1, 2016 - JUNE 30, 2017
 RECURRING FUNDS

<u>INCOME AND EXPENSES</u>	
Balance of Funds as of July 1, 2016	\$ 3,976,427
Income:	
Funds Received for Period July 1, 2016 through June 30, 2017	\$ 2,762,936
Interest Earned for Period July 1, 2016 through June 30, 2017	\$ -
Total Income	\$ 2,762,936
Expenses:	
Administrative Expenses	\$ -
Local Paving Project Expenditures	\$ 1,095,787
State Road Project Expenditures	\$ 1,562,476
Total Expenditures	\$ 2,658,263
Balance of Funds as of June 30, 2017	\$ 4,081,100
<u>FUNDING COMMITMENTS</u>	
Local Paving Projects	\$ 2,105,634
State Road Projects	\$ 1,228,681
Total Committed Funds	\$ 3,334,315
Total Uncommitted Funds Available for New Projects	\$ 746,785

LOCAL PAVING PROJECTS

Project Number	PROJECT DESCRIPTION	WORK TYPE	RESPONSIBLE AGENCY	BUDGET	TOTAL EXPENDITURES	CURRENT FISCAL YEAR EXPENDITURES	REMAINING BUDGET
various	Resurfacing of various roads in Anderson County	Resurface	Anderson Co	\$ 1,592,145	\$ 1,522,137	\$ 1,001,238	\$ -
WM-07-197	Elison SWWilliamston - refund of overage	Repair & resurface	Williamston	\$ -	\$ -	\$ (15,374)	\$ -
WM-07-578	Minor Street Williamston	Repair	ACTC	\$ 328,050	\$ -	\$ -	\$ -
various	Municipal Match Resurface Program 2016-17	Repair & resurface	ACTC	\$ 1,817,499	\$ 109,923	\$ 109,923	\$ 1,707,576
TOTALS				\$ 3,737,694	\$ 1,632,060	\$ 1,095,787	\$ 2,105,634

EXPENDITURES FOR LOCAL PAVING PROJECTS AS PERCENT OF TOTAL INCOME = 39.7%

STATE ROAD PROJECTS

Project Number	PROJECT DESCRIPTION	WORK TYPE	RESPONSIBLE AGENCY	BUDGET	EXPENDITURES	CURRENT FISCAL YEAR EXPENDITURES	REMAINING BUDGET
various	Resurfacing of various roads in Anderson County let with the I-4250 program	repair/resurface	ACTC	\$ 2,589,000	\$ 2,589,000	\$ 1,490,657	\$ -
sign	Memorial Sign	Sign	SCDOT	\$ 500	\$ 500	\$ 500	\$ -
504-29	Lebanon Road	repair/resurface	ACTC	\$ 1,300,000	\$ 71,319	\$ 71,319	\$ 1,228,681
TOTALS				\$ 3,889,500	\$ 2,660,819	\$ 1,562,476	\$ 1,228,681

EXPENDITURES FOR STATE ROAD PROJECTS AS PERCENT OF TOTAL INCOME = 56.55%

ANDERSON CTC ANNUAL C FUND REPORT
JULY 1, 2016 - JUNE 30, 2017
SFY 15-16 NON-RECURRING FUNDS (H.4230)

<u>INCOME AND EXPENSES</u>	
Balance of Funds as of July 1, 2016	\$ 7,161,766
Income:	
Funds Received for Period July 1, 2016 through June 30, 2017	\$ -
Interest Earned for Period July 1, 2016 through June 30, 2017	\$ 18,595 *
Total Income	\$ 18,595
Expenses:	
State Road Project Expenditures	\$ 4,551,316
Total Expenditures	\$ 4,551,316
Balance of Funds as of June 30, 2017	\$ 2,629,045
<u>FUNDING COMMITMENTS</u>	
State Road Projects	\$ 2,610,450
Total Commitments	\$ 2,610,450
Total Uncommitted Funds Available for New Projects	\$ 18,595

* all interest earned by the ACTC has been elected to be included with H4230 funds

STATE ROAD PROJECTS

Project Number	PROJECT DESCRIPTION	WORK TYPE	RESPONSIBLE AGENCY	BUDGET	EXPENDITURES	CURRENT FISCAL YEAR EXPENDITURES	REMAINING BUDGET
various	Resurfacing of various state roads in Anderson County	Resurfacing/repair	ACTC	\$ 7,586,797	\$ 4,976,347	4,551,316	\$ 2,610,450

TOTALS \$ 7,586,797 \$ 4,976,347 4,551,316 \$ 2,610,450

ANDERSON CTC ANNUAL C FUND REPORT
JULY 1, 2016 - JUNE 30, 2017
SFY 16-17 NON-RECURRING FUNDS (P117.135)

<u>INCOME AND EXPENSES</u>	
Balance of Funds as of July 1, 2016	\$ -
Income:	
Funds Received for Period July 1, 2016 through June 30, 2017	\$ 1,760,000
Interest Earned for Period July 1, 2016 through June 30, 2017	\$ -
Total Income	\$ 1,760,000
Expenses:	
State Road Project Expenditures	\$ -
Total Expenditures	\$ -
Balance of Funds as of June 30, 2017	\$ 1,760,000
<u>FUNDING COMMITMENTS</u>	
State Road Projects	\$ 1,760,000
Total Commitments	\$ 1,760,000
Total Uncommitted Funds Available for New Projects	\$ -

STATE ROAD PROJECTS


Project Number	PROJECT DESCRIPTION	WORK TYPE	RESPONSIBLE AGENCY	BUDGET	EXPENDITURES	CURRENT FISCAL YEAR EXPENDITURES	REMAINING BUDGET
various	Resurfacing of various state roads in Anderson County	resurface/repair	ACTC	\$ 1,760,000	\$ -	-	\$ 1,760,000

TOTALS \$ 1,760,000 \$ - \$ 1,760,000

CTC Chairman: *Robert J. Johnson*
(Signature)

Date: 9/19/17

PLEASE DISPLAY EACH PROJECT AS IT WAS AWARDED. (EXP. IF SMITH BROTHERS WAS AWARDED A CONTRACT FOR THE RESURFACING OF 15 DIFFERENT ROADS, THE PROJECT WOULD BE LISTED ONE TIME, NOT FOR EACH INDIVIDUAL ROAD)



BEAUFORT COUNTY C FUND REPORT
 JULY 1, 2016- JUNE 30, 2017
 RECURRING FUNDS

PAGE 1

9/29/2017

<u>INCOME AND EXPENSES</u>	
Balance of Funds as of July 1, 2016	\$2,944,122
Income:	
Funds Received for Period July 1, 2016 through June 30, 2017	\$2,356,825
Interested Earned for Period July 1, 2016 through June 30, 2017	\$4,018
Total Income at June 30, 2017	\$2,360,843
Expenses:	
Administrative Expenses	\$1,977
Local Project Expenditures	\$407,160
State Road Project Expenditures	\$1,420,735
Total Expenditures	\$1,829,872
Balance of Funds as of June 30, 2017	\$3,475,093

<u>FUNDING COMMITMENTS</u>	
Local Projects	\$35,320
State Road Projects	\$301,843
Total Committed Funds	\$337,163
Total Uncommitted Funds Available for New Projects	\$3,137,930

BEAUFORT COUNTY C FUND REPORT RECURRING FUNDS

JULY 1, 2016 - JUNE 30, 2017

9/29/2017

PAGE 2

LOCAL ROAD PROJECTS

LOCAL ROUTE	PROJECT DESCRIPTION	WORK TYPE	RESPONSIBLE AGENCY	BUDGET	TOTAL EXPENDITURES	CURRENT FY EXPENDITURES	REMAINING BUDGET
	Contract 49 Dirt Road Improvements						
	Huspah Court S, Huspah Court N,						
	Hobcaw Dr, Gator Ln, Turtle Ln,						
	Wimbee Landing Rd Ph2	Paving	County	\$2,098,980	\$2,098,980	\$301,080	\$0
All County Maintained Paved Roads	Pavement Condition Survey for County Maintained Roads BCTC Approved for Funding 11/16/16	Engineering Services	County	\$141,400	\$106,080	\$106,080	\$35,320
				\$2,240,380	\$2,205,060	\$407,160	\$35,320

EXPENDITURES FOR LOCAL PAVING PROJECTS AS PERCENT OF TOTAL INCOME = 18%

STATE ROAD PROJECTS

ROAD ROUTE	PROJECT DESCRIPTION	WORK TYPE	RESPONSIBLE AGENCY	BUDGET	TOTAL EXPENDITURES	CURRENT FY EXPENDITURES	REMAINING BUDGET
US 21 & S-7-233	Town of Port Royal Sidewalk Project BCTC Approved Funding 11/16/16	Sidewalk	Town of Port Royal	\$39,451	\$0	\$0	\$39,451
S-7-253	City of Beaufort Sidewalk Repair Southside Blvd BCTC Approved Funding 5/20/15	Sidewalk	City	\$130,000	\$0	\$0	\$130,000
US21/SC170	Beaufort County Traffic Signal Enhancement & Data Collection US 21/SC 170 Intersection BCTC Approved Funding 5/18/16	Traffic Signal	County	\$187,000	\$54,608	\$54,608	\$132,392
Various Routes (See Attached Listing) Page 7	2016 SCDOT Road Resurfacing Project Contract Awarded 4/25/16 SCDOT Roads selected for Resurfacing by BCTC 9/16/15	Resurfacing	County	\$721,127	\$721,127	\$721,127	\$0
S-7-80	2017 C Fund Programming Request - #07 C PO32411 Resurface Palmetto Bay Road	Resurfacing	SCDOT	405,000	405,000	405,000	0
US21/SC170	2017 C Fund Programming Request - #07 C PO32412 Repair Bridges Approaches for Chowan Creek, Broad River, Chesapeake River	Resurfacing	SCDOT	240,000	240,000	240,000	0
				\$1,722,578	\$1,420,735	\$1,420,735	\$301,843

EXPENDITURES FOR STATE PROJECTS AS PERCENT OF TOTAL INCOME = 61%

BEAUFORT COUNTY C FUND REPORT
JULY 1, 2016- JUNE 30, 2017
NON-RECURRING FUNDS (H. 4230)

PAGE 3

9/29/2017

INCOME AND EXPENSES

Balance of Funds as of July 1, 2016	\$5,679,471
Income:	
Interested Earned for Period July 1, 2016 through June 30, 2017	\$13,118
Total Income at June 30, 2017	\$5,692,589
Expenses:	
State Road Project Expenditures	\$4,381,613
Total Expenditures	\$4,381,613
Balance of Funds as of June 30, 2017	\$1,310,976

FUNDING COMMITMENTS

State Road Projects	\$1,310,976
Total Committed Funds	\$1,310,976
Total Uncommitted Funds Available for New Projects	\$0

BEAUFORT COUNTY C FUND REPORT NON-RECURRING FUNDS

JULY 1, 2016 - JUNE 30, 2017

9/29/2017

PAGE 4 PROJECTS FUNDED WITH NON-RECURRING FUNDS (H-4230)

STATE ROAD PROJECTS

ROAD ROUTE	PROJECT DESCRIPTION	WORK TYPE	RESPONSIBLE AGENCY	BUDGET	TOTAL EXPENDITURES	CURRENT FY EXPENDITURES	REMAINING BUDGET
Various Routes (See Attached Listing Page 7)	2016 SCDOT Road Resurfacing Project Contract Awarded 4/25/16 SCDOT Roads selected for Resurfacing by BCTC 9/16/15	Resurfacing	County	\$5,692,589	\$4,381,613	\$4,381,613	\$1,310,976
	TOTALS			\$5,692,589	\$4,381,613	\$4,381,613	\$1,310,976

BEAUFORT COUNTY C FUND REPORT
 JULY 1, 2016- JUNE 30, 2017
 NON-RECURRING FUNDS (P117.135)

PAGE 5

9/29/2017

INCOME AND EXPENSES

Balance of Funds as of July 1, 2016	\$0
Income:	
Funds Received for Period July 1, 2016 through June 30, 2017	\$1,295,000
Interested Earned for Period July 1, 2016 through June 30, 2017	\$0
Total Income at June 30, 2017	\$1,295,000
Expenses:	
State Road Project Expenditures	\$1,295,000
Total Expenditures	\$1,295,000
Balance of Funds as of June 30, 2017	\$0

FUNDING COMMITMENTS

State Road Projects	\$0
Total Committed Funds	\$0
Total Uncommitted Funds Available for New Projects	\$0

BEAUFORT COUNTY C FUND REPORT NON-RECURRING FUNDS



JULY 1, 2016 - JUNE 30, 2017

9/29/2017

PAGE 6 PROJECTS FUNDED WITH NON-RECURRING FUNDS (P117.135)

STATE ROAD PROJECTS

ROAD ROUTE	PROJECT DESCRIPTION	WORK TYPE	RESPONSIBLE AGENCY	BUDGET	TOTAL EXPENDITURES	CURRENT FY EXPENDITURES	REMAINING BUDGET
S-7-80	2017 C Fund Programming Request - #07 C PO32411 Resurface Palmetto Bay Road	Resurfacing	SCDOT	\$1,295,000	1,295,000	1,295,000	0
	TOTALS			\$1,295,000	\$1,295,000	\$1,295,000	\$0

CTC Chairman: 
 Date: 

2016 BCTC Resurfacing Priority Listing (approved 16 Sept 2015)

Road Name & Number	Number	From	Number	To	Number	Length (miles)
Brickyard Point Road	S-7-72	Middle Road	S-7-750	Pleasant Point Drive	S-7-258	1.30
Burnt Church Road	S-7-163	Bridge Street	S-7-13	Bruin Road	S-7-120	0.50
Joe Frasier Rd	S-7-40	Morrall Drive	S-7-263	Laurel Bay Rd	SC 116	0.61
Bay St	S-7-6	Hamar St	S-7-67	Ribaut Rd	SC 281	0.29
Broad River Blvd	S-7-20	Paris Island Gateway	US 21	Robert Smalls Parkway	SC 170	4.20
Castle Rock Road	S-7-589	Broad River Blvd	S-7-20	Grober Hill Road	S-7-23	1.80
Castle Hall Road	S-7-3	Hampton County Line	US 21	Old Sheldon Church Road	S-7-21	0.80
County Shed Road	S-7-73	Parris Island Gateway	US 21	Stanley Road	S-7-390	2.30
Salem Rd	S-7-457/S-7-234	Robert Smalls Parkway	SC 170	End State Maintenance		0.95
Ulmer Road	S-7-592	Benton Field Road	Local Road	Forman Hill Road	Local Road	0.50
Dillon Road	S-7-344	Wm Hilton Parkway	US 278 Business	Beach City Road	S-7-333	1.80
B K Smalls Road	S-7-71	Trask Parkway	US 21	Ard Road	Local Road	1.80
Chown Creek Bluff	S-7-838	Sea Island Parkway	US 21	End of State Maintenance		1.30
Burton Hill Road	S-7-764	Robert Smalls Parkway	SC 170	Broad River Blvd	S-7-20	1.00
Shanklin Road	S-7-86	US 21 Project Limit		Laurel Bay Road	SC 116	2.10
Little Capers/Shorts Landing	S-7-254	Sams Point Rd	SC 802	Holly Hall Rd	S-7-112	2.00
Grober Hill Road	S-7-23	Parris Island Gateway	US 21	Savannah Hwy	SC 128	1.30
Bridge Street	S-7-13	Calhoun Street	S-7-13	Burnt Church Road	S-7-163	0.30
Shad Ave	S-7-427	Aljjoy St	S-7-13	Forman Hill Road	Local Road	0.53
Craven St	S-7-62	Carteret St	US 21 Business	Church St	S-7-101	0.31
Marina Blvd	S-7-651	Trask Parkway	US 21	End of State Maintenance		0.25
Rodgers Street	S-7-171	Boundary Street	US 21 Business	Laudonniere Street	S-7-176	0.50
Newcastle St	S-7-100	Prince St	S-110	Bay St	S-7-6	0.18
Prince St	S-7-110	Ribaut Rd	US 21 Business	Charles St	S-7-133	0.62
Hamar St	S-7-67	Boundary St	US 21 Business	Bay St	S-7-6	0.40
Distant Island Drive	S-7-838	Chowan Creek Bluff	S-7-837	Chowan Creek Bluff	S-7-837	0.41
				TOTAL		28.05

BERKELEY COUNTY CTC ANNUAL C FUND REPORT
 JULY 1, 2016 - JUNE 30, 2017

INCOME AND EXPENSES

Balance of Funds as of July 1, 2016		\$ 10,679,080
Income:		
Funds Received for Period July 1, 2016 through June 30, 2017	\$ 2,707,099	
Interest Earned for Period July 1, 2016 through June 30, 2017	\$ 3,967	
Total Income		\$ 2,711,066

Expenses:

Administrative Expenses	\$ 77	
Local Paving Project Expenditures	\$ 1,701,693	
State Road Project Expenditures	\$ 7,647,694	
Total Expenditures	\$ 9,349,464	
Balance of Funds as of June 30, 2017		\$ 4,040,682

FUNDING COMMITMENTS

Local Paving Projects	\$ 4,575,008	
State Road Projects	\$ 647,582	
Total Committed Funds	\$ 5,222,589	
Total Uncommitted Funds Available for New Projects		\$ (1,181,908)

LOCAL PAVING PROJECTS

LOCAL ROUTE	PROJECT DESCRIPTION	WORK TYPE	RESPONSIBLE AGENCY	BUDGET	TOTAL EXPENDITURES	CURRENT FISCAL YEAR EXPENDITURES	REMAINING BUDGET
09 B 006	Sangaree Parkway Sidewalk	Sidewalks & Related Improvements	Berkeley County	\$ 9,675	\$ -	\$ -	\$ 9,675.00
09 B 007	Tomaka Drive Sidewalk	Sidewalks & Related Improvements	Berkeley County	\$ 3,950	\$ 43,338.24	\$ -	\$ (38.24)
09 B 008	Longstreet Street Sidewalk	Sidewalks & Related Improvements	Berkeley County	\$ 19,250	These projects were combined with 09 B 007 in a single design contract. Expenditures and balance are reported in combination with 09 B 007.		
09 B 009	Beauregard Road Sidewalk	Sidewalks & Related Improvements	Berkeley County	\$ 19,300	\$ -	\$ -	\$ -
09 B 012	Gainesborough Drive	Road Widening & Related Improvements	Berkeley County	\$ 1,662,000	\$ 1,543,890.31	\$ 1,489,610.41	\$ 318,109.69
10 M 001	Moncks Corner Recreation Complex Road	Road Construction Paving & Related Improvements	Town of MC	\$ 325,000	\$ 325,005.48	\$ 162,905.48	\$ (405.48)
10 B 003	Trinity Church Road	Improvements	Berkeley County	\$ 897,293	\$ 897,293.20	\$ -	\$ -
10 H 004	Tanner Plantation Trail	Multipurpose Trail	City of Hanahan	\$ 65,400	\$ 65,400.00	\$ -	\$ -
11 B 001	County Road Resurfacing	Repair & Resurfacing Engineering & Bid documents for widening & related improvements	Berkeley County	\$ -	\$ -	\$ 35,686.65	\$ -
12 B 001	Gainesborough Drive Design Revision	Improvements	Berkeley County	\$ 50,000	\$ 54,879.05	\$ 5,741.13	\$ (4,879.05)
14 B 001	2014 Local Street Resurfacing	Repair & Resurfacing	Berkeley County	\$ 1,150,000	\$ -	\$ -	\$ 1,150,000.00
16 B 001	2015 Local St Resurfacing	Repair & Resurfacing	Berkeley County	\$ 2,000,000	\$ 965,654.40	\$ 6,747.07	\$ 1,033,345.60
17 B 008	Local Pavement Preservation	Repair & Resurfacing	Berkeley County	\$ 1,120,000	\$ -	\$ -	\$ 1,120,000.00
18 B 001	2018 Local Street Resurfacing	Repair & Resurfacing	Berkeley County	\$ 950,000	\$ -	\$ -	\$ 950,000.00
TOTALS				\$ 8,472,868	\$ 3,697,861	\$ 1,701,693	\$ 4,575,008

EXPENDITURES FOR LOCAL PAVING PROJECTS AS PERCENT OF TOTAL INCOME = 62.8%

STATE ROAD PROJECTS

ROAD-ROUTE	PROJECT DESCRIPTION	WORK TYPE	RESPONSIBLE AGENCY	BUDGET	EXPENDITURES	CURRENT FISCAL YEAR EXPENDITURES	REMAINING BUDGET
S-126	10 D 005 Mendal Rivers Rd	Repair & Resurfacing	SCDOT	\$ 566,000.00	\$ -	\$ -	\$ 566,000.00
S-708	11 D 003 Viper Rd	Repair & Resurfacing	SCDOT	\$ 62,500.00	\$ -	\$ -	\$ 62,500.00
	14 D 002 2014 SCDOT Resurfacing	Repair & Resurfacing	SCDOT	\$ 2,605,237.26	\$ 2,605,237.26	\$ -	\$ -
	15 D 001 Caldwell Pinckney Memorial Sign	Signs	SCDOT	\$ 500.00	\$ 500.00	\$ -	\$ -
	16 D 001 CTC First Routes	Repair & Resurfacing	SCDOT	\$ 14,157,636.29	\$ 14,157,636.29	\$ 6,472,421.40	\$ -
	16 D 002 CTC SCDOT Hill Street Ditch	Repair & Resurfacing	SCDOT	\$ 319,575.20	\$ 319,575.20	\$ -	\$ -
	17 D 006 Copperhead Road	Repair & Resurfacing	SCDOT	\$ 1,172,273.02	\$ 1,172,273.02	\$ -	\$ (2,918.02)
	17 F 001 MC Cannon Memorial Sign	Signs	SCDOT	\$ 500.00	\$ 500.00	\$ 500.00	\$ -
	17 F 002 Glenn A Ribaud Memorial Sign	Signs	SCDOT	\$ 500.00	\$ 500.00	\$ 500.00	\$ -
	17 F 003	Signs	SCDOT	\$ 500.00	\$ 500.00	\$ 500.00	\$ -
	17 F 004 Stafford High Sign	Signs	SCDOT	\$ 500.00	\$ 500.00	\$ 500.00	\$ -
	17 F 005 Weather Hill Jr Sign	Signs	SCDOT	\$ 500.00	\$ 500.00	\$ 500.00	\$ -
	17 F 009 John Trout Memorial Sign	Signs	SCDOT	\$ 500.00	\$ 500.00	\$ 500.00	\$ -
TOTALS				\$ 18,906,805.75	\$ 18,259,223.77	\$ 7,647,694.42	\$ 647,581.98

EXPENDITURES FOR STATE ROAD PROJECTS AS PERCENT OF TOTAL INCOME = 282.09%

CTC Chairman: 

Date: 12/7/17

BERKELEY COUNTY CTC ANNUAL C FUND REPORT
 JULY 1, 2016 - JUNE 30, 2017
 NON-RECURRING FUNDS (H.4230)

<u>INCOME AND EXPENSES</u>	
Balance of Funds as of July 1, 2016	\$ (356,011)
Income:	
Funds Received for Period July 1, 2016 through June 30, 2017	\$ -
Interest Earned for Period July 1, 2016 through June 30, 2017	\$ -
Total Income	\$ -
Expenses:	
State Road Project Expenditures	\$ -
Total Expenditures	\$ -
Balance of Funds as of June 30, 2017	\$ (356,011)
<u>FUNDING COMMITMENTS</u>	
State Road Projects	\$ -
Total Commitments	\$ -
Total Uncommitted Funds Available for New Projects	\$ (356,011)

PROJECTS FUNDED WITH NON-RECURRING FUNDS (H.4230)

STATE ROAD PROJECTS

Project Number	PROJECT DESCRIPTION	WORK TYPE	RESPONSIBLE AGENCY	BUDGET	EXPENDITURES	CURRENT FISCAL YEAR EXPENDITURES	REMAINING BUDGET
16 D 001	Special CTC First Routes	Resurface	SCDOT	\$ 7,701,327	\$ 7,701,327	-	\$ -

TOTALS

\$ 7,701,327 \$ 7,701,327 - \$ -

CTC Chairman:  (Signature)

Date: 12/07/12

BERKELEY COUNTY CTC ANNUAL C FUND REPORT
 JULY 1, 2016 - JUNE 30, 2017
 NON-RECURRING FUNDS (P117.135)


<u>INCOME AND EXPENSES</u>	\$
Balance of Funds as of July 1, 2016	-
Income:	
Funds Received for Period July 1, 2016 through June 30, 2017	\$ 1,765,000
Interest Earned for Period July 1, 2016 through June 30, 2017	\$ 11,649
Total Income	\$ 1,776,649
Expenses:	
State Road Project Expenditures	\$ 1,771,108
Total Expenditures	\$ 1,771,108
Balance of Funds as of June 30, 2017	\$ 5,541
<u>FUNDING COMMITMENTS</u>	\$
State Road Projects	0
Total Commitments	\$ 0
Total Uncommitted Funds Available for New Projects	\$ 5,540

PROJECTS FUNDED WITH NON-RECURRING FUNDS (P117.135)

STATE ROAD PROJECTS

Project Number	PROJECT DESCRIPTION	WORK TYPE	RESPONSIBLE AGENCY	BUDGET	EXPENDITURES	CURRENT FISCAL YEAR EXPENDITURES	REMAINING BUDGET
P031997	Repair and Resurface SC-402	Resurface	SCDOT	\$ 1,771,108	\$ 1,771,108	1,771,108	\$ (0)

TOTALS \$ 1,771,108 \$ 1,771,108 \$ 1,771,108 \$ (0)

CTC Chairman:  (Signature)

Date: 12/17/17

PLEASE DISPLAY EACH PROJECT AS IT WAS AWARDED. (EXP. IF SMITH BROTHERS WAS AWARDED A CONTRACT FOR THE RESURFACING OF 15 DIFFERENT ROADS, THE PROJECT WOULD BE LISTED ONE TIME, NOT FOR EACH INDIVIDUAL ROAD)

**CHARLESTON COUNTY ANNUAL C FUND REPORT
JULY 2016 - JUNE 2017**

INCOME AND EXPENSES

Balance of Funds as of July 1, 2016 \$ 9,803,699
\$ 9,803,699

Income:
 Funds Received for Period July 1, 2016 through June 30, 2017 \$ 5,690,049
 Interest Earned for Period July 1, 2016 through June 30, 2017 \$ 139,280
 Total Income \$ 5,829,329

Expenses:
 Administrative Expenses 486
 Local Road Project Expenditures 1,865,286
 State Road Project Expenditures 686,480
 Total Expenditures \$ 2,552,252
 Balance of Funds as of June 30, 2017 \$ 13,080,776

FUNDING COMMITMENTS

Local Road Projects \$ 7,180,912
 State Road Projects \$ 3,761,901
 Total Committed Funds \$ 10,942,814
 Total Uncommitted Funds Available for New Projects \$ 2,137,963
 Uncommitted Funds as Percent of Total Income = 36.7%

CTC Chairman Wilton
 Date: 11/17/17

LOCAL PAVING PROJECTS

LOCAL ROUTE	Org Key	PROJECT DESCRIPTION	WORK TYPE	RESPONSIBLE AGENCY	BUDGET	TOTAL EXPENDITURES	Current Fiscal Year Expenditures	REMAINING BUDGET	Current Fiscal Year Expenditures in excess
(100% local, 0% St)	W42046403	Ashley Hall Plantation Rd Bridge		Charleston County	\$ 429,589	\$ 92,597	\$ 2,555	\$ 336,972	\$ -
	W42046802	Calhoun/W Hamillbrt		Charleston County	\$ 4,136	\$ 4,136	\$ 4,136	\$ 570,864	\$ -
	W42046808	EOC Turn Lanes		Charleston County	\$ 75,000	\$ 31,923	\$ 31,923	\$ 43,077	\$ -
	W42046405	Jerdone Street Sidewalk Connection		Charleston County	\$ 31,153	\$ 31,154	\$ -	\$ -	\$ -
	W42046508	Jerdone Street Sidewalk Connection		Charleston County	\$ 63,399	\$ 63,399	\$ -	\$ -	\$ -
	W42046508	Jerdone Street Sidewalk Connection		Charleston County	\$ 35,346	\$ 35,346	\$ -	\$ -	\$ -
	W42046501	Kiawah Parkway Sign		Charleston County	\$ 10,000	\$ -	\$ -	\$ 10,000	\$ -
	W42046806	Lansing Dr Sidewalk		Charleston County	\$ 300,000	\$ 34,277	\$ 34,277	\$ 265,723	\$ -
	W42046502	Lemontree and Jeffrey Road		Charleston County	\$ 91,703	\$ 91,703	\$ -	\$ -	\$ -
	W42046507	Lemontree and Jeffrey Road		Charleston County	\$ 118,507	\$ 118,507	\$ -	\$ -	\$ -
	W42006510	Lincoville Misc	Road Materials	Charleston County	\$ 180,000	\$ 110,887	\$ 4,544	\$ 68,113	\$ -
	W42046503	New Road Rocking US 17		Charleston County	\$ 100,000	\$ 100,000	\$ -	\$ -	\$ -
	W42046607	North Forrest Sidewalk		Charleston County	\$ 130,000	\$ 11,694	\$ 11,694	\$ 118,306	\$ -
	W42046303	Northwoods Blvd Right Turn		Charleston County	\$ 58,961	\$ 58,962	\$ -	\$ -	\$ -
	W42046401	Northwoods Blvd Right Turn		Charleston County	\$ 199,841	\$ 199,841	\$ -	\$ -	\$ -
	W42046504	Northwoods Blvd Sidewalk		Charleston County	\$ 200,000	\$ 46,387	\$ 4,766	\$ 153,603	\$ -
	W42046201	Palmetto Fort Subdivision		Charleston County	\$ 375	\$ 375	\$ -	\$ -	\$ -
	W42006511	Pavement Management	Software	Charleston County	\$ 54,916	\$ 54,916	\$ -	\$ -	\$ -
	W42046604	Pk W Blvd Sidewalk		Charleston County	\$ 210,000	\$ 6,628	\$ 4,307	\$ 203,372	\$ -
	W42046603	Poncher School Road Paving		Charleston County	\$ 100,000	\$ -	\$ -	\$ 100,000	\$ -
	W42046001	Proj Req Evals		Charleston County	\$ 20,000	\$ 16,280	\$ -	\$ 3,720	\$ -
	W42047901	Road Rating Pavement	Resurfacing	Charleston County	\$ 15,291,597	\$ 10,369,052	\$ 1,707,883	\$ 4,922,545	\$ -
	W42046004	Resurfacing		Charleston County	\$ 92,794	\$ 91,324	\$ -	\$ 1,470	\$ -
	W42046004	Specification Book	Spec book	Charleston County	\$ 35,000	\$ 2,189	\$ -	\$ 32,811	\$ -
	W42046301	Tort Liability Insurance		Charleston County	\$ 200,000	\$ 19,581	\$ 19,581	\$ 180,419	\$ -
	W42046301	Tort Liability Insurance		Charleston County	\$ 6,624	\$ 6,624	\$ -	\$ -	\$ -
	W42046202	Trexler Ave		Charleston County	\$ 175,000	\$ 146,102	\$ 39,640	\$ 28,898	\$ -
	W42046505	WA Greenway Extension Surfacing		Charleston County	\$ 140,000	\$ -	\$ -	\$ 140,000	\$ -
	W42006712	West Dolphin	Drainage	Charleston County	\$ 150,000	\$ 150,000	\$ -	\$ -	\$ -
		TOTALS			\$ 19,074,784	\$ 11,883,875	\$ 1,865,256	\$ 7,180,912	\$ -

EXPENDITURES FOR LOCAL ROAD PROJECTS AS PERCENT OF TOTAL INCOME = 32.0%

STATE ROAD PROJECTS

ROAD ROUTE	Obj Key	PROJECT DESCRIPTION	WORK TYPE	RESPONSIBLE AGENCY	BUDGET	TOTAL EXPENDITURES	Current Fiscal Year Expenditures	REMAINING BUDGET	Current Fiscal Year Expenditures in excess
	W42047405	43th to 52nd Avenue Drainage		Charleston County	\$ 100,000	\$ -	\$ -	\$ 100,000	\$ -
	W42047605	46th-52nd Ave Drain		Charleston County	\$ 100,000	\$ -	\$ -	\$ 100,000	\$ -
	W42047501	Ashley Avenue Drainage 2nd St		Charleston County	\$ 50,000	\$ 50,000	\$ -	\$ -	\$ -
	W42047605	Ashley Avenue Drainage 2nd St		Charleston County	\$ 50,000	\$ 37,920	\$ -	\$ 12,080	\$ -
	W42047602	Camp Road Sidewalk		Charleston County	\$ 301,500	\$ 86,564	\$ 63,696	\$ 205,946	\$ -
S-659	W42047007	Cherry St Improvements	Roadway Construction	Charleston County	\$ 77,765	\$ 77,765	\$ -	\$ -	\$ -
S-659	W42047103	Cherry St Improvements	Roadway Construction	Charleston County	\$ 70,000	\$ -	\$ -	\$ 70,000	\$ -
S-659	W42047202	Cherry St Improvements	Roadway Construction	Charleston County	\$ 100,000	\$ 152	\$ -	\$ 99,848	\$ -
	W42047607	Dorchester Road Sidewalk		Charleston County	\$ 44,039	\$ -	\$ -	\$ 44,039	\$ -
	W42047603	E Montague Ave Crosswalks		Charleston County	\$ 250,000	\$ 1,277	\$ 1,060	\$ 248,723	\$ -
	W42047502	Folly Road Trans Study		Charleston County	\$ 100,000	\$ -	\$ -	\$ 100,000	\$ -
	W42047407	Lauda Dr at Mathis Ferry Study		Charleston County	\$ 17,042	\$ 8,685	\$ 89	\$ 8,357	\$ -
S-599	W42007808	Middle Street Drainage	Drainage	Charleston County	\$ 50,000	\$ 50,000	\$ -	\$ -	\$ -
Various	W42047110	Museum Signs		Charleston County	\$ 7,000	\$ -	\$ -	\$ 7,000	\$ -
SC 7	W42047205	Northbridge Park Path		Charleston County	\$ 50,000	\$ 50,000	\$ 50,000	\$ -	\$ -
	W42047603	Peizer Drive Sidewalk		Charleston County	\$ 200,000	\$ 33,418	\$ 2,494	\$ 164,582	\$ -
	W42047601	Peizer Drive Sidewalk		Charleston County	\$ 75,000	\$ 1,345	\$ 1,345	\$ 73,655	\$ -
S-6	W42047302	Pinkney St Boardwalk		Charleston County	\$ 100,000	\$ 28,593	\$ 2,633	\$ 71,407	\$ -
	W42047606	Pk Ferry Right Turn		Charleston County	\$ 275,000	\$ 36,448	\$ 29,060	\$ 238,552	\$ -
	W42047604	Ravenel Intersection		Charleston County	\$ 45,000	\$ 29,263	\$ 26,156	\$ 15,717	\$ -
S-663/1595	W42048903	Red Sunset	Intersection	Charleston County	\$ 150,000	\$ 109,901	\$ 372	\$ 40,099	\$ -
(8% local, 15% S)	W42047608	Remount Road Right Turn		Charleston County	\$ 280,000	\$ 15,646	\$ 15,646	\$ 264,354	\$ -
SC 41	W42040001	Resurfacing	Resurfacing	Charleston County	\$ 7,713,280	\$ 6,558,609	\$ 400,615	\$ 1,154,672	\$ -
	W42047303	Rivertown DW Rt Turn		Charleston County	\$ 285,000	\$ 285,000	\$ -	\$ -	\$ -
SC41	W42047506	Rivertown Dunes West		Charleston County	\$ 225,000	\$ 218,057	\$ 55,588	\$ 6,943	\$ -
	W42047204	Rivertown Parkway/Dunes W		Charleston County	\$ 100,000	\$ 95,157	\$ -	\$ 4,843	\$ -
	W42047404	Savage Road Sidewalk		Charleston County	\$ 250,000	\$ 101,962	\$ 9,446	\$ 148,038	\$ -
Various	W42047201	SCDOT Dedication Signs FY12		Charleston County	\$ 5,000	\$ 3,750	\$ 1,000	\$ 1,250	\$ -
Various	W42047301	SCDOT Dedication Signs FY13		Charleston County	\$ 5,000	\$ -	\$ -	\$ 5,000	\$ -
	W42047401	SCDOT Dedication Signs FY14		Charleston County	\$ 5,000	\$ -	\$ -	\$ 5,000	\$ -
	W42047607	Scotia Street		Charleston County	\$ 250,000	\$ 38,440	\$ 22,282	\$ 211,560	\$ -
US17/SC174	W42047609	Sullivan's Island Crosswalk	Turn lane	Charleston County	\$ 15,000	\$ 5,000	\$ 5,000	\$ 10,000	\$ -
	W42047903	US17N at SC174 Turn Lane		Charleston County	\$ 100,959	\$ 100,958	\$ -	\$ -	\$ -
	W42047504	West 9th Street Extend		Charleston County	\$ 325,000	\$ -	\$ -	\$ 325,000	\$ -
	TOTALS				\$ 11,771,566	\$ 8,039,683	\$ 566,480	\$ 3,761,901	\$ -

EXPENDITURES FOR STATE ROAD PROJECTS AS PERCENT OF TOTAL INCOME = 11.8%

CHARLESTON COUNTY CTC ANNUAL C FUND REPORT
 JULY 1, 2016 - JUNE 30, 2017
 NON-RECURRING FUNDS (H.4230)

INCOME AND EXPENSES

Balance of Funds as of July 1, 2016	\$ 8,783,123
Income:	
Funds Received for Period July 1, 2016 through June 30, 2017	\$ -
Interest Earned for Period July 1, 2016 through June 30, 2017	\$ -
Total Income	\$ -

Expenses:

State Road Project Expenditures	\$ 8,661,466
Total Expenditures	\$ 8,661,466
Balance of Funds as of June 30, 2017	\$ 121,657

FUNDING COMMITMENTS

State Road Projects	\$ 121,657
Total Commitments	\$ 121,657
Total Uncommitted Funds Available for New Projects	\$ (0)

STATE ROAD PROJECTS

Project Number	PROJECT DESCRIPTION	WORK TYPE	RESPONSIBLE AGENCY	BUDGET	EXPENDITURES	CURRENT FISCAL YEAR EXPENDITURES	REMAINING BUDGET
W42048601	Resurfacing FY 2016	Resurface	Charleston County	\$ 9,020,924	\$ 8,899,267	\$ 8,661,466	\$ 121,657

TOTALS \$ 9,020,924 \$ 8,899,267 \$ 8,661,466 \$ 121,657

CTC Chairman: Walter O. Tub
(Signature)

Date: 10/24/17

CHARLESTON COUNTY CTC ANNUAL C FUND REPORT
 JULY 1, 2016 - JUNE 30, 2017
 NON-RECURRING FUNDS FY2017

INCOME AND EXPENSES

Balance of Funds as of July 1, 2016	\$ -
Income:	
Funds Received for Period July 1, 2016 through June 30, 2017	\$ 1,990,000
Interest Earned for Period July 1, 2016 through June 30, 2017	\$ -
Total Income	\$ 1,990,000

Expenses:

State Road Project Expenditures	\$ -
Total Expenditures	\$ -
Balance of Funds as of June 30, 2017	\$ 1,990,000

FUNDING COMMITMENTS

State Road Projects	\$ 1,990,000
Total Commitments	\$ 1,990,000
Total Uncommitted Funds Available for New Projects	\$ -

STATE ROAD PROJECTS

Project Number	PROJECT DESCRIPTION	WORK TYPE	RESPONSIBLE AGENCY	BUDGET	EXPENDITURES	CURRENT FISCAL YEAR EXPENDITURES	REMAINING BUDGET
W42048701	CTC FY17 Non- Recurring	Resurface	Charleston County	\$ 1,990,000	\$ -	\$ -	\$ 1,990,000

TOTALS

\$ 1,990,000 \$ - \$ - \$ 1,990,000

CTC Chairman: Wilt O'Neil
(Signature)

Date: 10/24/17

CHEROKEE COUNTY CTC ANNUAL C FUND REPORT
 JULY 1, 2016 - JUNE 30, 2017

INCOME AND EXPENSES

Balance of Funds as of July 1, 2016	\$	393,301
Income:		
Funds Received for Period July 1, 2016 through June 30, 2017	\$	1,215,679
Interest Earned for Period July 1, 2016 through June 30, 2017	\$	-
Total Income	\$	1,215,679
Expenses:		
Administrative Expenses	\$	-
Local Paving Project Expenditures	\$	471,048
State Road Project Expenditures	\$	274,185
State Road Match Expenditures	\$	342,485
Total Expenditures	\$	1,087,718
Balance of Funds as of June 30, 2017	\$	521,262

FUNDING COMMITMENTS

Local Paving Projects		
State Road Projects		
State Road Match Projects		
Total Committed Funds	\$	-
Total Uncommitted Funds Available for New Projects	\$	521,262

LOCAL PAVING PROJECTS

LOCAL ROUTE	PROJECT DESCRIPTION	WORK TYPE	RESPONSIBLE AGENCY	BID #	BUDGET	TOTAL EXPENDITURES	CURRENT FISCAL YEAR EXPENDITURES	REMAINING BUDGET
2016-2017	2015-2016 COMMITTED AT 6/30/16	RESURFACE	COUNTY	2017-01	339,390	418,650	418,650	(19,260)
GRAVEL	2016-2017 COMMITTED AT 6/30/16	GRAVEL	COUNTY	2016-02	51,714	45,742	45,742	5,972
GRAVEL	2016-2017 COMMITTED AT 6/30/16	GRAVEL	COUNTY	2016-29	-	-	-	-
GRAVEL	2016-2017 COMMITTED AT 6/30/16	GRAVEL	COUNTY	2016-02	6,656	6,656	6,656	-
TOTALS					\$ 457,760	\$ 471,048	\$ 471,048	\$ (13,288)

36.7%

EXPENDITURES FOR LOCAL PAVING PROJECTS AS PERCENT OF TOTAL INCOME =

STATE ROAD PROJECTS

ROAD ROUTE	PROJECT DESCRIPTION	WORK TYPE	RESPONSIBLE AGENCY	BUDGET	EXPENDITURES	CURRENT FISCAL YEAR EXPENDITURES	REMAINING BUDGET
2016-2017	2015-2016 COMMITTED AT 6/30/16	RESURFACE	COUNTY	168,708	151,125	151,125	15,583
2016-2017	2016-2017 COMMITTED AT 6/30/16	RESURFACE	COUNTY	84,113	78,276	78,276	5,836
MARKINGS AND PAINTING	2016-2017 COMMITTED AT 6/30/16	MARKINGS	COUNTY	43,757	29,509	29,509	14,247
MARKINGS AND PAINTING	2016-2017 COMMITTED AT 6/30/16	MARKINGS	COUNTY	610	570	570	40
TESTING	2016-2017 COMMITTED AT 6/30/16	TESTING	COUNTY	17,950	12,325	12,325	5,625
TESTING	2016-2017 COMMITTED AT 6/30/16	TESTING	COUNTY	1,000	1,000	1,000	-
OTHER	2016-2017 COMMITTED AT 6/30/16	DAMAGES	COUNTY	1,380	1,380	1,380	-
TOTALS				\$ 315,517	\$ 274,185	\$ 274,185	\$ 41,332

ROAD ROUTE	PROJECT DESCRIPTION	WORK TYPE	RESPONSIBLE AGENCY	CTC PROGRAM MATCH FUNDS COMMITTED	EXPENDITURES**	CURRENT FISCAL YEAR EXPENDITURES	REMAINING BUDGET
STATE ENHANCEMENT PROJECT	INFRASTRUCTURE PROJECT	INFRASTRUCTURE	SCDOT	\$ 50,000	\$ 50,000	\$ 50,000	\$ -
S GREEN RIVER RD, SHADY GROVE RD, FORD RD	RESURFACE	RESURFACE	SCDOT	\$ 290,485	\$ 290,485	\$ 290,485	\$ -
FREDERICK ST (S-11-11)	RESURFACE	RESURFACE	SCDOT	\$ 1,000	\$ 1,000	\$ 1,000	\$ -
S GREEN RIVER RD, SHADY GROVE RD, FORD RD	RESURFACE	RESURFACE	SCDOT	\$ 1,000	\$ 1,000	\$ 1,000	\$ -
TOTALS				\$ 342,485	\$ 342,485	\$ 342,485	\$ -

EXPENDITURES FOR STATE ROAD PROJECTS AND MATCH PROJECTS IN EXCESS OF MATCH AMOUNT AS PERCENT OF TOTAL INCOME =

51%

* Note: For match programs only CTC expenditures in excess of match amounts may be applied towards meeting the 25% requirement for expenditure on the state highway system
 ** Funds sent to SCDOT for up-front of 25% of estimated cost.

FUNDING COMMITMENTS

LOCAL PAVING PROJECTS

LOCAL ROUTE	PROJECT DESCRIPTION	WORK TYPE	RESPONSIBLE AGENCY	BUDGET	TOTAL EXPENDITURES	CURRENT FISCAL YEAR EXPENDITURES	REMAINING BUDGET

\$ - \$ - \$ - \$ -

STATE ROAD PROJECTS

ROAD - ROUTE	PROJECT DESCRIPTION	WORK TYPE	RESPONSIBLE AGENCY	BUDGET	EXPENDITURES	CURRENT FISCAL YEAR EXPENDITURES	REMAINING BUDGET

\$ - \$ - \$ - \$ -

TOTALS

W.B. Cook

CTC Chairman:

W.B. COOK

Date:

12-8-17

CHEROKEE COUNTY CTC ANNUAL C FUND REPORT
NON-RECURRING FUNDS (H.4230)
JULY 1, 2016 - JUNE 30, 2017

<u>INCOME AND EXPENSES</u>	
Balance of Funds as of July 1, 2016	\$ 2,963,709
Income:	
Funds Received for Period July 1, 2016 through June 30, 2017	\$ -
Interest Earned for Period July 1, 2016 through June 30, 2017	\$ -
Total Income	\$ -

Expenses:	
State Road Project Expenditures	\$ 1,379,709
State Road Expenditures - H.4230 Apportionment	\$ 1,584,000
Total Expenditures	\$ 2,963,709
Balance of Funds as of June 30, 2017	\$ -

<u>FUNDING COMMITMENTS</u>	
State Road Projects	\$ -
Total Committed Funds	\$ -
Total Uncommitted Funds Available for New Projects	\$ -

STATE ROAD PROJECTS

ROAD - ROUTE	PROJECT DESCRIPTION	WORK TYPE	RESPONSIBLE AGENCY	COUNTY	2017-01	BUDGET	EXPENDITURES	CURRENT FISCAL YEAR EXPENDITURES	REMAINING BUDGET
STATE ROADS - VARIOUS									
		RESURFACE				1,439,369	1,379,709	1,379,709	59,660
TOTALS						\$ 1,439,369	\$ 1,379,709	\$ 1,379,709	\$ 59,660

STATE ROAD PROJECTS - H.4230

ROAD - ROUTE	PROJECT DESCRIPTION	WORK TYPE	RESPONSIBLE AGENCY	CTC PROGRAM MATCH FUNDS COMMITTED	EXPENDITURES**	CURRENT FISCAL YEAR EXPENDITURES	REMAINING BUDGET	YEAR EXPENDITURES IN EXCESS OF MATCH AMOUNT*
S GREEN RIVER RD, SHADY GROVE RD, FORD RD		RESURFACE	SCDOT	\$ 1,583,000	\$ 1,583,000	\$ 1,583,000	\$ -	
S GREEN RIVER RD, SHADY GROVE RD, FORD RD		RESURFACE	SCDOT	\$ 1,000	\$ 1,000	\$ 1,000	\$ -	
TOTALS				\$ 1,584,000	\$ 1,584,000	\$ 1,584,000	\$ -	

CTC Chairman: 
 W.B. COOK
 Date: 12-8-17

CHEROKEE COUNTY CTC ANNUAL C FUND REPORT
 NON-RECURRING FUNDS (PROVISO 117.135)
 JULY 1, 2016 - JUNE 30, 2017

INCOME AND EXPENSES

Balance of Funds as of July 1, 2016	\$ -
Income:	
Funds Received for Period July 1, 2016 through June 30, 2017	\$ 685,000
Interest Earned for Period July 1, 2016 through June 30, 2017	\$ -
Total Income	\$ 685,000

Expenses:

State Road Project Expenditures	
State Road Expenditures - Proviso 117.135 Apportionment	\$ 685,000
Total Expenditures	\$ 685,000

Balance of Funds as of June 30, 2017

\$ -

FUNDING COMMITMENTS

State Road Projects	\$ -
Total Committed Funds	\$ -
Total Uncommitted Funds Available for New Projects	\$ -

STATE ROAD PROJECTS - 117.135

ROAD - ROUTE	PROJECT DESCRIPTION	WORK TYPE	RESPONSIBLE AGENCY	BUDGET	EXPENDITURES	CURRENT FISCAL YEAR EXPENDITURES	REMAINING BUDGET
	FREDERICK ST (S-11-11)	RESURFACE	SCDOT	201,485	201,485	201,485	-
	FREDERICK ST (S-11-11)			1,000	1,000	1,000	-
	FREDERICK ST (S-11-11) - OVERRUN #2			101,515	101,515	101,515	-
	S GREEN RIVER RD, SHADY GROVE RD, FORD RD - OVERRUN	RESURFACE	SCDOT	381,000	381,000	381,000	-
TOTALS				\$ 685,000	\$ 685,000	\$ 685,000	\$ -

FUNDING COMMITMENTS

STATE ROAD PROJECTS

ROAD - ROUTE	PROJECT DESCRIPTION	WORK TYPE	RESPONSIBLE AGENCY	BUDGET	EXPENDITURES	CURRENT FISCAL YEAR EXPENDITURES	REMAINING BUDGET
TOTALS				\$ -	\$ -	\$ -	\$ -

CTC Chairman: 
 Date: 12-8-17

CHESTER COUNTY CTC ANNUAL C FUND REPORT
 JULY 1, 2016 - JUNE 30, 2017

<u>INCOME AND EXPENSES</u>	
Balance of Funds as of July 1, 2016	\$ 797,112
Income:	
Funds Received for Period July 1, 2016 through June 30, 2017	\$ 1,047,516
Uncommitted Balance Rec'd July 1, 2016 through June 30, 2017	\$ 22,403
Interest Earned for Period July 1, 2016 through June 30, 2017	\$ 11,775
Total Income	<u>\$ 1,081,694</u>
Expenses:	
Local Paving Project Expenditures	\$ 476,149
State Road Project Expenditures	\$ 225,293
Total Expenditures	<u>\$ 701,442</u>
Balance of Funds as of June 30, 2017	<u>\$ 1,177,364</u>
<u>FUNDING COMMITMENTS</u>	
Local Paving Projects	\$ 53,723
State Road Projects	\$ -
Total Committed Funds	<u>\$ 53,723</u>
Total Uncommitted Funds Available for New Projects	<u>\$ 1,123,641</u>

LOCAL PAVING PROJECTS

LOCAL ROUTE	PROJECT DESCRIPTION	WORK TYPE	RESPONSIBLE AGENCY	BUDGET	TOTAL EXPENDITURES	CURRENT FISCAL YEAR EXPENDITURES	REMAINING BUDGET
Various	Miscellaneous - Sign Material/Pipe/Rock	Misc.	County	\$ 48,690	\$ 48,690	\$ 48,690	\$ (0)
Tom's Place	Construction of 4X4 Box w/ Drainage Improv. - 511 Tom's Place	Drainage	County	\$ 2,078	\$ 2,078	\$ 2,078	\$ -
Conner	120 ft. 72 inch aluminum pipe w/ Road Improv. - Connor Road 40 ft. of 36 inch RC pipe	Drainage	County	\$ 161,446	\$ 161,446	\$ 161,446	\$ -
Various	Richburg Fire Department Substation - Construct/Paving two driveways	Paving	County	\$ 48,009	\$ 48,009	\$ 48,009	\$ -
Murdock	Dennis Corp - Murdock Road - Survey/Develop Const. Plans	Surveying	County	\$ 29,295	\$ 29,295	\$ 29,295	\$ -
Blade Run	Blade Run - Emergency Pipe Replacement	Drainage	County	\$ 38,893	\$ 38,893	\$ 38,893	\$ -
Various	Chester Engineering IDC - Dennis Corp. (2014) 2015 CTC Consulting	Inventory/ Inspection / Evaluation	County	\$ 80,936	\$ 80,936	\$ 5,149	\$ -
	Chester Engineering IDC - Dennis Corp. (2016) 2016 CTC Consulting	Inventory/ Inspection / Evaluation	County	\$ 100,000	\$ 42,855	\$ 50,045	\$ 53,723
	2016 Road Improvement Program			\$	\$ 912	\$ 912	
	Richburg Econo Lodge			\$	\$ 1,835	\$ 1,835	
	Special C Fund Paving			\$	\$ 675	\$ 675	
Various	Chester Construction IDC - Dennis Corp. (2014)	Inspection	County	\$ 186,828	\$ 186,828	\$ 16,107	\$ (0)
	Chester Construction IDC - Dennis Corp. (2016)	Inspection	County	\$ 57,225	\$ 57,225	\$ 55,334	
Various	2015 Road Improvement Program - (16 Roadways throughout County)	Resurfacing	County	\$ 502,079	\$ 502,079	\$ 17,682	\$ (0)
TOTALS				\$ 1,255,479	\$ 1,201,757	\$ 476,148	\$ 53,722

EXPENDITURES FOR LOCAL PAVING PROJECTS AS PERCENT OF TOTAL INCOME = 44.0%

STATE ROAD PROJECTS

ROAD - ROUTE	PROJECT DESCRIPTION	WORK TYPE	RESPONSIBLE AGENCY	BUDGET	EXPENDITURES	CURRENT FISCAL YEAR EXPENDITURES	REMAINING BUDGET
S-193	James F. Wherry - Resurfacing / Guardrail	Resurfacing	County	\$ 225,293	\$ 225,293	\$ 225,293	\$ -
TOTALS				\$ 225,293	\$ 225,293	\$ 225,293	\$ -

EXPENDITURES FOR STATE ROAD PROJECTS AS PERCENT OF TOTAL INCOME =

20.83%

CTC Chairman: 
(Signature)

Date: 6 Nov 2017

CHESTER COUNTY CTC ANNUAL C FUND REPORT
 JULY 1, 2016 - JUNE 30, 2017
 NON-RECURRING FUNDS (H.4230)


<u>INCOME AND EXPENSES</u>	
Balance of Funds as of July 1, 2016	\$ 2,805,198
Income:	
Funds Received for Period July 1, 2016 through June 30, 2017	\$ -
Interest Earned for Period July 1, 2016 through June 30, 2017	\$ 13,177
Total Income	\$ 13,177
Expenses:	
State Road Project Expenditures	\$ 2,784,748
Total Expenditures	\$ 2,784,748
Balance of Funds as of June 30, 2017	\$ 33,626
 <u>FUNDING COMMITMENTS</u>	
State Road Projects	\$ 33,626
Total Commitments	\$ 33,626
Total Uncommitted Funds Available for New Projects	\$ 0

PROJECTS FUNDED WITH NON-RECURRING FUNDS (H.4230)

STATE ROAD PROJECTS

Project Number	PROJECT DESCRIPTION	WORK TYPE	RESPONSIBLE AGENCY	BUDGET	EXPENDITURES	CURRENT FISCAL YEAR EXPENDITURES	REMAINING BUDGET
285	Resurfacing S-12-324, S-12-54, S-12-70, S-12-442, S-12-	Resurface	County	\$ 2,964,528	\$ 2,930,902	2,784,748	\$ 33,626

TOTALS \$ 2,964,528 \$ 2,930,902 2,784,748 \$ 33,626

CTC Chairman: 
 (Signature)
 Date: 6 Nov 2017

PLEASE DISPLAY EACH PROJECT AS IT WAS AWARDED. (EXP. IF SMITH BROTHERS WAS AWARDED A CONTRACT FOR THE RESURFACING OF 15 DIFFERENT ROADS, THE PROJECT WOULD BE LISTED ONE TIME, NOT FOR EACH INDIVIDUAL ROAD)

CHESTER COUNTY CTC ANNUAL C FUND REPORT
 JULY 1, 2016 - JUNE 30, 2017
 SFY 16-17 NON-RECURRING FUNDS (P117.135)

INCOME AND EXPENSES

Balance of Funds as of July 1, 2016	\$ -
Income:	
Funds Received for Period July 1, 2016 through June 30, 2017	\$ 690,000
Uncommitted Bal. Rec'd July 1, 2016 through June 30, 2017	\$ 1,111
Interest Earned for Period July 1, 2016 through June 30, 2017	\$ 6,188
Total Income	\$ 697,299

Expenses:

State Road Project Expenditures	
Total Expenditures	\$ 412

Balance of Funds as of June 30, 2017

\$ 696,887

FUNDING COMMITMENTS

State Road Projects	
Total Commitments	\$ 696,887

Total Uncommitted Funds Available for New Projects

\$ (0)

PROJECTS FUNDED WITH NON-RECURRING FUNDS (P117.135)

STATE ROAD PROJECTS

Project Number	PROJECT DESCRIPTION	WORK TYPE	RESPONSIBLE AGENCY	BUDGET	EXPENDITURES	CURRENT FISCAL YEAR EXPENDITURES	REMAINING BUDGET
C-7.39	Cement Reclamation and Asphalt Paving - 5 Roadways	Resurfacing	County	\$ 697,299	\$ 412	412	\$ 696,887

TOTALS

\$ 697,299 \$ 412 \$ 412 \$ 696,887

CTC Chairman: 
 (Signature)
 Date: 6 Nov 2017

PLEASE DISPLAY EACH PROJECT AS IT WAS AWARDED. (EXP. IF SMITH BROTHERS WAS AWARDED A CONTRACT FOR THE RESURFACING OF 15 DIFFERENT ROADS, THE PROJECT WOULD BE LISTED ONE TIME, NOT FOR EACH INDIVIDUAL ROAD)

CLARENDON COUNTY ANNUAL C PROGRAM REPORT
JULY 2016 - JUNE 2017
Recurring Funds

INCOME AND EXPENSES:

Balance of Funds as of June 30, 2016	(\$132,244)
Income:	
Funds Received for Period July 1, 2016 through June 30, 2017	1,167,350
Interest Earned for Period July 1, 2016 through June 30, 2017	1,453
Total Income:	1,168,803

Expenses:

Local Paving Projects	163,622
State Road Projects	265,899
State Road Match	0
Total Expenses:	429,521
Balance of Funds as of June 30, 2017	\$607,038

FUNDING COMMITMENTS:

Local Paving Projects	0
State Road Projects (Recurring)	100,000
Total Committed Funds	\$100,000
Total Uncommitted Funds Available for New Projects	\$507,038
Uncommitted Funds as a Percentage of Total Income	N/A
Local Expenditures as a Percentage of Total Income	14.0%
State Road Project Expenditures as a Percentage of Total Income	22.7%

Clarendon County C-Program Statement

Project Description	Local Route	Work type	Responsible Agency	Total Budget	Total Expenditures	Current Yr Expenditures	Remaining Budget	Completed Variance	Status*
Local Paving Projects									
Road Signage/Materials	N/A	Materials	County	50,000.00	50,000.00	18,636.44	n/a	-	C
Crushed Concrete	N/A	Materials	County	50,000.00	49,936.76	49,936.76	n/a	63.24	C
Brogdan Rd Group	N/A	Improvement	County	341,064.00	331,720.13	30,422.05	n/a	9,343.87	C
Welsh Poppy Cir	N/A	Improvement	County	107,403.50	107,143.16	9,720.73	n/a	260.34	C
Maggie Ln	N/A	Improvement	County	86,027.02	84,874.49	7,601.05	n/a	1,152.53	C
Pine Knoll Subdivision	N/A	Resf & patch	County	182,712.67	179,712.67	17,971.27	n/a	3,000.00	C
Library Parking Lot	N/A	Resf & patch	County	57,210.67	53,510.67	5,351.07	n/a	3,700.00	C
Pringle Rd	N/A	Improvement	County	163,496.75	151,283.63	15,128.36	n/a	12,213.12	C
Courthouse Parking	N/A	Resf & patch	County	85,295.00	82,794.98	8,279.48	n/a	2,500.02	C
Home on the Green Subdivision	N/A	Improvement	County	75.00	75.00	75.00	-	n/a	O
General Assembly - Honorary Signage	N/A	Signage	SCDOT	500.00	500.00	500.00	-	n/a	C
Totals				1,123,784.61	1,091,551.49	163,622.21		32,233.12	
State Road Projects (Recurring)									
Drainage Study - Church St	US 521	Study	County	12,290.00	-	-	n/a	n/a	C
Country Club Cir	S-625	Resf & patch	SCDOT	150,117.97	150,117.97	20,117.97	n/a	n/a	O
Country Club Acres Group (S-452/538/454/453/456/631/455)	S-625	Resf & patch	SCDOT	185,000.00	185,000.00	185,000.00	n/a	n/a	O
Replace 2 CMP cross lines	S-63	Repair	County	40,000.00	40,000.00	40,000.00	n/a	-	C
Huggins St - Sidewalk	S-769	Resf & patch	City of Manning	107,500.00	107,500.00	20,780.60	n/a	-	C
City of Manning - Sidewalk Grant Match	S-721	Improvement	City of Manning	100,000.00	-	-	100,000.00	-	O
Totals				594,907.97	482,617.97	265,898.57	100,000.00	-	


Totals

1,718,692.58	1,574,169.46	429,520.78	100,000.00	32,233.12
--------------	--------------	------------	------------	-----------

100,000

TOTAL COMMITTED FUNDS

- * C - Project completed
- * O - Open
- ! Represents funds sent to SC DOT for project administration

By:  Dwight L. Stewart, Jr., Chairman
Clarendon County Transportation Committee

8.18.17
(Date)

CLARENDON COUNTY ANNUAL C PROGRAM REPORT

JULY 2016 - JUNE 2017

Non-recurring Funds (H.4230)

INCOME AND EXPENSES:

Balance of Funds as of June 30, 2016	\$3,313,646
Income:	
Non-recurring Proviso Funding	-
Interest Earned for Period July 1, 2016 through June 30, 2017	7,020
Total Income:	<u>7,020</u>

Expenses:	
State Road Projects	3,320,665
Total Expenses:	<u>3,320,665</u>
Balance of Funds as of June 30, 2017	<u><u>\$0</u></u>

FUNDING COMMITMENTS:

State Road Projects (Non-recurring)	0
Total Committed Funds	<u>\$0</u>
Total Uncommitted Funds Available for New Projects	<u>\$0</u>

Clarendon County C-Program Statement
 Non-recurring Funds - H.4230

Project Description	Local Route	Work type	Responsible Agency	Total		Current Yr Expenditures	Remaining Budget	Completed Variance	Status*
				Budget	Expenditures				
2016 Contracted Roadwork (CR Jackson)	Various ¹	Resf & patch	County	3,436,777.19	3,320,664.86	3,320,664.86	116,112.33	-	C
			Totals	3,436,777.19	3,320,664.86	3,320,664.86	116,112.33	-	

TOTAL COMMITTED FUNDS

116,112

* C- Project completed

* O- Open

1. As reported seperately to SC DOT

CLARENDON COUNTY ANNUAL C PROGRAM REPORT

JULY 2016 - JUNE 2017

Non-recurring Funds (P117.135)

INCOME AND EXPENSES:

Balance of Funds as of June 30, 2016	\$0
Income:	
Non-recurring Proviso Funding	771,239
Interest Earned for Period July 1, 2016 through June 30, 2017	3,269
Total Income:	<u>774,508</u>
Expenses:	
State Road Projects	116,113
Total Expenses:	<u>116,113</u>
Balance of Funds as of June 30, 2017	<u>\$658,395</u>

FUNDING COMMITMENTS:

State Road Projects (Non-recurring)	0
Total Committed Funds	<u>\$0</u>
Total Uncommitted Funds Available for New Projects	<u>\$658,395</u>

Clarendon County C-Program Statement
 Non-recurring Funds - P117.135

Project Description	Local Route	Work type	Responsible Agency	Total Budget	Total Expenditures	Current Yr Expenditures	Remaining Budget	Completed Variance	Status*
2016 Contracted Roadwork (CR, Jackson)	Various ¹	Resf & patch	County	116,113.33	116,113.33	116,113.33	-	-	C
			Totals	116,113.33	116,113.33	116,113.33	-	-	

TOTAL COMMITTED FUNDS

0

* C - Project completed

* O - Open

¹ As reported seperately to SC DOT

COLLETON COUNTY CTC ANNUAL C FUND REPORT
JULY 1, 2016 - JUNE 30, 2017
RECURRING FUNDS

INCOME AND EXPENSES

Balance of Funds as of July 1, 2016	\$ 2,697,481
Income:	
Funds Received for Period July 1, 2016 through June 30, 2017	\$ 1,684,028
Interest Earned for Period July 1, 2016 through June 30, 2017	\$ 8,588
Total Income	\$ 1,692,615

Expenses:

FY 14/15 Balance Sheet Adjustment	\$ 214,704
Local Paving Project Expenditures	\$ 1,633,409
State Road Project Expenditures	\$ 994,021
Total Expenditures	\$ 2,842,134
Balance of Funds as of June 30, 2017	\$ 1,547,962

FUNDING COMMITMENTS

Local Paving Projects	\$ 752,423
State Road Projects	\$ 211,096
Total Committed Funds	\$ 963,518
Total Uncommitted Funds Available for New Projects	\$ 584,444

LOCAL PAVING PROJECTS


LOCAL ROUTE	PROJECT DESCRIPTION	WORK TYPE	RESPONSIBLE AGENCY	BUDGET	TOTAL EXPENDITURES	CURRENT FISCAL YEAR EXPENDITURES	REMAINING BUDGET
15.008	- Dirt Road Paving - Complete 1/6/17	Dirt Road Paving	County	\$ 3,235,675	\$ 3,235,675	\$ 1,016,000	\$ -
15.011	- Bama Road Drainage Project - Complete 2/1/17	Drainage	County	\$ 77,314	\$ 77,314	\$ 27,954	\$ -
15.021	- Dirt Road Rocking #2 - Complete 7/23/16	Dirt Road Rocking	County	\$ 1,595,842	\$ 1,595,842	\$ 336,877	\$ -
15.023	- PRT Grant Match (Rails to Trails)	Sidewalk	County	\$ 25,000	\$ 25,000	\$ 25,000	\$ -
15.026	- Public Works Rock	Maintenance	County	\$ 50,000	\$ 45,830	\$ 45,830	\$ 4,170
15.028	- Dirt Road Paving (FY16/17)	Dirt Road Paving	County	\$ 680,000	\$ 4,160	\$ 4,160	\$ 675,840
15.029	- County Road Resurfacing	Resurfacing	County	\$ 250,000	\$ 177,588	\$ 177,588	\$ 72,412
CTC Admin		Admin	County	\$ 65,000	\$ -	\$ -	\$ -
TOTALS				\$ 5,978,831	\$ 5,161,409	\$ 1,633,409	\$ 752,423

EXPENDITURES FOR LOCAL PAVING PROJECTS AS PERCENT OF TOTAL INCOME = 96%

STATE ROAD PROJECTS

ROAD ROUTE	PROJECT DESCRIPTION	WORK TYPE	RESPONSIBLE AGENCY	BUDGET	TOTAL EXPENDITURES	CURRENT FISCAL YEAR EXPENDITURES	REMAINING BUDGET
15 C 0041576	- Enhancement - Sidewalk Phase V - Palemetto Blvd	Sidewalk	SCDOT	\$ 322,360	\$ 322,360	\$ -	\$ -
15 C P027541	- Edisto Beach Drainage & Road Improvements	Drainage	SCDOT	\$ 217,500	\$ 217,500	\$ 1,355	\$ -
15 PEC P027541	- Edisto Beach Drainage & Road Improvements	Drainage	SCDOT	\$ 32,500	\$ 32,500	\$ -	\$ -
15 C P027542	- Jacksonboro Road Resurfacing	Resurfacing	SCDOT	\$ 340,000	\$ 340,000	\$ -	\$ -
15 C P028818	- Federal Aid Resurfacing Project # 15.028779	Resurfacing	SCDOT	\$ 1,227,368	\$ 1,227,368	\$ -	\$ -
15 C P028128	- US 15/Tuskegee Rd Intersection Improvement	Intersect. Impr.	SCDOT	\$ 540,000	\$ 540,000	\$ -	\$ -
15 PEC P028128	- US 15/Tuskegee Rd Intersection Improvement	Intersect. Impr.	SCDOT	\$ 760,000	\$ 760,000	\$ 705,375	\$ -
15 C P029189	- Resurfacing US-21 in Ruffin	Resurfacing	SCDOT	\$ 434,000	\$ 434,000	\$ -	\$ -
15 PEC P029189	- Resurfacing US-21 in Ruffin	Resurfacing	SCDOT	\$ 1,000	\$ 1,000	\$ -	\$ -
I-95 Loop	- Jeffries Hwy, Resurfacing	Resurfacing	City of Walterboro	\$ 100,000	\$ -	\$ -	\$ 100,000
15.018	- Rivers Street Drainage/Gadsden Loop Sidewalk	Drainage	County	\$ 325,000	\$ 259,745	\$ 183,583	\$ 65,255
15.020	- Hwy 64 Sidewalk	Sidewalk	County	\$ 150,000	\$ 152,175	\$ 56,876	\$ (2,175)
15.024	- Leith Lane (S-15-189) Improvements	Resurfacing	County	\$ 40,000	\$ 42,675	\$ 42,675	\$ (2,675)
15.027	- Sidewalk Feasibility Study McDanieltown Rd (S-35)	Sidewalk	County	\$ 50,000	\$ 4,160	\$ 4,160	\$ 45,840
TOTALS				\$ 4,539,728	\$ 4,333,482	\$ 994,021	\$ 211,096

EXPENDITURES FOR STATE ROAD PROJECTS AS PERCENT OF TOTAL INCOME = 58%

CTC Chairman:  (Signature)

Date: 9/28/17

COLLETON COUNTY CTC ANNUAL C FUND REPORT
 JULY 1, 2016 - JUNE 30, 2017
 SFY 15-16 NON-RECURRING FUNDS (H.4230)

<u>INCOME AND EXPENSES</u>	
Balance of Funds as of July 1, 2016	\$ 4,624,829
Income:	
Funds Received for Period July 1, 2016 through June 30, 2017	\$ -
Interest Earned for Period July 1, 2016 through June 30, 2017	\$ 1,601
Total Income	\$ 1,601

Expenses:	
Administrative Expenses	\$ -
Local Paving Project Expenditures	\$ -
State Road Project Expenditures	\$ 4,491,268
Total Expenditures	\$ 4,491,268
Balance of Funds as of June 30, 2017	\$ 135,162


<u>FUNDING COMMITMENTS</u>	
Local Paving Projects	\$ -
State Road Projects	\$ 125,523
Total Committed Funds	\$ 125,523
Total Uncommitted Funds Available for New Projects	\$ 9,639

STATE ROAD PROJECTS - 2015 Non-Recurring - (S-41, S-588, S-45, S-100, S-127, S-34)

ROAD - ROUTE	PROJECT DESCRIPTION	WORK TYPE	RESPONSIBLE AGENCY	BUDGET	TOTAL EXPENDITURES	CURRENT FISCAL YEAR EXPENDITURES	REMAINING BUDGET
15.022	State Secondary One Time Funds 2015	Resurfacing	County	\$ 4,694,342	\$ 4,568,819	\$ 4,491,268	\$ 125,523
TOTALS				\$ 4,694,342	\$ 4,568,819	\$ 4,491,268	\$ 125,523

100%

EXPENDITURES FOR STATE ROAD PROJECTS AS PERCENT OF TOTAL INCOME =

CTC Chairman: 
 (Signature)
 Date: 10/25/17

COLLETON COUNTY CTC ANNUAL C FUND REPORT
 JULY 1, 2016 - JUNE 30, 2017
 SFY 16-17 NON-RECURRING FUNDS (P117.135)

INCOME AND EXPENSES

Balance of Funds as of July 1, 2016	\$ -
Income:	
Funds Received for Period July 1, 2016 through June 30, 2017	\$ 1,095,000
Interest Earned for Period July 1, 2016 through June 30, 2017	\$ 506
Total Income	\$ 1,095,506

Expenses:

Administrative Expenses	\$ -
Local Paving Project Expenditures	\$ -
State Road Project Expenditures	\$ 632,788
Total Expenditures	\$ 632,788
Balance of Funds as of June 30, 2017	\$ 462,718

FUNDING COMMITMENTS

Local Paving Projects	\$ -
State Road Projects	\$ 462,212
Total Committed Funds	\$ 462,212
Total Uncommitted Funds Available for New Projects	\$ 506

STATE ROAD PROJECTS - 2016 Non-Recurring - (SC303, S-34, S-293, S-151)

ROAD - ROUTE	PROJECT DESCRIPTION	WORK TYPE	RESPONSIBLE AGENCY	BUDGET	TOTAL EXPENDITURES	CURRENT FISCAL YEAR EXPENDITURES	REMAINING BUDGET
15.030 - Phase 1 - SC303 and S-34		Resurfacing	County	\$ 1,005,000	\$ 632,788	\$ 632,788	\$ 372,212
15.031 - Phaes 2 - S-293 and S-151		Resurfacing	County	\$ 90,000	\$ -	\$ -	\$ 90,000
TOTALS				\$ 1,095,000	\$ 632,788	\$ 632,788	\$ 462,212

100%

EXPENDITURES FOR STATE ROAD PROJECTS AS PERCENT OF TOTAL INCOME =

CTC Chairman:  (Signature)
 Date: 10/25/17

EDGEFIELD CTC ANNUAL C FUND REPORT
 JULY 1, 2016 - JUNE 30, 2017
 RECURRING FUNDS

INCOME AND EXPENSES

Balance of Funds as of July 1, 2016 \$ 1,263,894

Income:

Funds Received for Period July 1, 2016 through June 30, 2017	\$ 914,017
Interest Earned for Period July 1, 2016 through June 30, 2017	\$ 7,948
Total Income	\$ 921,965

Expenses:

Administrative Expenses	\$ (560)
Local Paving Project Expenditures	\$ (288,873)
State Road Project Expenditures	\$ (378,276)
Total Expenditures	\$ (667,709)

Balance of Funds as of June 30, 2016 \$ 1,518,150

FUNDING COMMITMENTS

Local Paving Projects	\$ 253,055
State Road Projects	\$ 174,045
Total Committed Funds	\$ 427,100

Total Uncommitted Funds Available for New Projects \$ 1,091,050

LOCAL PAVING PROJECTS

Project Number	PROJECT DESCRIPTION	WORK TYPE	RESPONSIBLE AGENCY	BUDGET	TOTAL EXPENDITURES	CURRENT FISCAL YEAR EXPENDITURES	REMAINING BUDGET
14-15-180	Long Leaf Dr	Engineering/paving	County	\$ 91,448	\$ 91,448	\$ 73,203	\$ -
14-15-175	Mt. Zion Rd	Paving	County	\$ 580,000	\$ 481,418	\$ 42,983	\$ 98,582
15-16-183	2016 County Roads Improvement Book	Admin/engineering	County	\$ 48,580	\$ 43,580	\$ 43,580	\$ 5,000
16-17-187	Stephens Mill Subdivision	Engineering/paving	County	\$ 44,080	\$ 27,025	\$ 27,025	\$ 17,055
15-17-189	Potential Project and Research	Admin/engineering	County	\$ 1,500	\$ 1,500	\$ 1,500	\$ -
	Gravel	Maintenance	County	\$ 100,000	\$ 56,272	\$ 56,272	\$ 43,728
	Asphalt-Patch	Maintenance	County	\$ 30,000	\$ 4,331	\$ 4,331	\$ 25,669
	Bridge Escrow	Maintenance	County	\$ 50,000	\$ 36,139	\$ 36,139	\$ 13,861
	Ditch Stabilization/Erosion	Maintenance	County	\$ 20,000	\$ 540	\$ 540	\$ 19,460
	Pipe & Bridge	Maintenance	County	\$ 20,000	\$ -	\$ -	\$ 20,000
	Sandclay	Maintenance	County	\$ 8,000	\$ 2,270	\$ 2,270	\$ 5,730
	Signs	Maintenance	County	\$ 5,000	\$ 1,030	\$ 1,030	\$ 3,970
	TOTALS			\$ 998,608	\$ 745,553	\$ 288,873	\$ 253,055

EXPENDITURES FOR LOCAL PAVING PROJECTS AS PERCENT OF TOTAL INCOME = 31.3%

STATE ROAD PROJECTS

Project Number	PROJECT DESCRIPTION	WORK TYPE	RESPONSIBLE AGENCY	BUDGET	EXPENDITURES	CURRENT FISCAL YEAR EXPENDITURES	REMAINING BUDGET
P029143	Lloyd Rd S19-461	Resurface	SCDOT	\$ 462,483	\$ 462,483	\$ 33,705	\$ -
P029464B	Currytown Rd S19-174, Long Cane Rd S19-21	Resurface	SCDOT	\$ 472,502	\$ 472,502	\$ 290,620	\$ -
P032392	Banks St S19-66	Full Depth Patch	SCDOT	\$ 53,951	\$ 53,951	\$ 53,951	\$ -
16-17-186(B)	S19-425 S19-Transfer	Resurface	County	\$ 174,045	\$ -	\$ -	\$ 174,045
	TOTALS			\$ 1,162,981	\$ 988,936	\$ 378,276	\$ 174,045

EXPENDITURES FOR STATE ROAD PROJECTS AS PERCENT OF TOTAL INCOME = 41.03%

EDGEFIELD CTC ANNUAL C FUND REPORT
JULY 1, 2016 - JUNE 30, 2017
SFY 15-16 NON-RECURRING FUNDS (H.4230)

INCOME AND EXPENSES

Balance of Funds as of July 1, 2016 \$ 1,101

Income:

Funds Received for Period July 1, 2016 through June 30, 2017 \$ -
Interest Earned for Period July 1, 2016 through June 30, 2017 \$ 10
Total Income \$ 10

Expenses:

State Road Project Expenditures
Total Expenditures \$ -

Balance of Funds as of June 30, 2017 \$ 1,111

FUNDING COMMITMENTS

State Road Projects \$ -
Total Commitments \$ -

Total Uncommitted Funds Available for New Projects \$ 1,111

STATE ROAD PROJECTS

Project Number	PROJECT DESCRIPTION	WORK TYPE	RESPONSIBLE AGENCY	BUDGET	EXPENDITURES	CURRENT FISCAL YEAR EXPENDITURES	REMAINING BUDGET
P029464	Resurface Currytown Rd (S-174) & Longcane Rd (S-21)	Resurface	SCDOT	\$ 2,509,418	\$ 2,509,418	-	\$ -
TOTALS				\$ 2,509,418	\$ 2,509,418	-	\$ -

PAGE 5

EDGEFIELD CTC ANNUAL C FUND REPORT
 JULY 1, 2016 - JUNE 30, 2017
 SFY 16-17 NON-RECURRING FUNDS (P117.135)

INCOME AND EXPENSES

Balance of Funds as of July 1, 2016 \$ -

Income:

Funds Received for Period July 1, 2016 through June 30, 2017 \$ 595,000
 Funds Returned from Uncommitted Balance \$ 958
 Interest Earned for Period July 1, 2016 through June 30, 2017 \$ 5,189
 Total Income \$ 601,147

Expenses:

State Road Project Expenditures \$ (24,190)
 Total Expenditures \$ (24,190)

Balance of Funds as of June 30, 2017 \$ 576,957

FUNDING COMMITMENTS

State Road Projects \$ (571,765)
 Total Commitments \$ (571,765)

Total Uncommitted Funds Available for New Projects \$ 5,192

STATE ROAD PROJECTS

Project Number	PROJECT DESCRIPTION	WORK TYPE	RESPONSIBLE AGENCY	BUDGET	EXPENDITURES	CURRENT FISCAL YEAR EXPENDITURES	REMAINING BUDGET
16-17-186	S19-425 S19-409	Resurface	County	\$ 595,955	\$ 24,190	24,190	\$ 571,765

TOTALS \$ 595,955 \$ 24,190 \$ 24,190 \$ 571,765

CTC Chairman: 
 (Signature)

Date: 10/2/17

PLEASE DISPLAY EACH PROJECT AS IT WAS AWARDED. (EXP. IF SMITH BROTHERS WAS AWARDED A CONTRACT FOR THE RESURFACING OF 15 DIFFERENT ROADS, THE PROJECT WOULD BE LISTED ONE TIME, NOT FOR EACH INDIVIDUAL ROAD)

GREENVILLE COUNTY LEGISLATIVE DELEGATION TRANSPORTATION COMMITTEE

ANNUAL "C" FUND REPORT -- RECURRING FUNDS
FOR FISCAL YEAR ENDED JUNE 30, 2017

INCOME AND EXPENSES:

Balance of Funds as of July 1, 2016

\$ 2,669,824

Income:

Tax funds received

5,617,392

Interest earned

-

Other revenue

3,597,073

Total Income

9,214,465

Expenses:

Administrative

1,000

Local paving project

6,084,653

State road projects

2,118,552

Total Expenditures

8,204,205

Balance of Funds as of June 30, 2017

3,680,084

FUNDING COMMITMENTS:

Local paving projects

2,899,572

State road projects

2,036,339

Total Committed Funds

4,935,911

TOTAL UNCOMMITTED FUNDS AVAILABLE FOR

NEW PROJECTS AT JUNE 30, 2017

\$ (1,255,827)

GREENVILLE LEGISLATIVE DELEGATION TRANSPORTATION COMMITTEE

PROJECTS FUNDED WITH RECURRING FUNDS
FISCAL YEAR ENDED JUNE 30, 2017

LOCAL PAVING PROJECTS

Project #	Project Description	Work Type	Responsible Party	Budget	Current Fiscal Year Expenditures	Total Expenditures	Remaining Budget	Add'l CTC or Outside Funds
475	FY 13/14 Municipal Match	Resurface	CTC	\$ 3,697,500	\$ -	\$ 8,574,876	\$ -	\$ (4,877,376)
479	GCRA Sterling Ret.Pond/N.Chestain Restore.(County Contributes \$129,027)	Drainage	CTC	315,943	10,950	210,950	104,993	-
483	Greenville City Main & W. Washington Resurface	Resurface	City	325,000	-	253,251	71,749	-
487	FY 14/15 Municipal Match	Resurface	CTC	3,470,000	(30,295)	6,478,110	-	(3,008,110)
492	GCRA Needmore Community/Spring St. Impr.(GCRA Contributing \$572,500)	Reconstruct	GCRD	572,500	119,428	191,428	381,072	-
494	Municipal Match Program FY 2015-2016	Resurface	CTC	3,000,000	4,692,104	6,059,021	-	(3,059,021)
501	Stripes on Knollwood Dr.	Safety	CTC	2,880	-	-	2,880	-
514	Municipal Match Program FY 2016-2017	Resurface	CTC	3,039,544	1,239,427	1,239,427	1,800,117	-
516	Connector Road @ PNG	New Road	City	400,000	-	-	400,000	-
517	Greenville Water System / Carolina Ave. Resurfacing	Resurface	CTC	25,761	-	-	25,761	-
518	Elmsborn Drive Sidewalks	Sidewalks	CTC	113,000	-	-	113,000	-
				\$ 14,962,128	6,031,614	\$ 23,007,063	\$ 2,899,572	\$ (10,944,507)
	Engineering and Professional Fees				53,039			
					\$ 6,084,653			

GREENVILLE LEGISLATIVE DELEGATION TRANSPORTATION COMMITTEE

PROJECTS FUNDED WITH RECURRING FUNDS (CONTINUED)
FISCAL YEAR ENDED JUNE 30, 2017

STATE ROAD PROJECTS

State Road or Route #	Project #	Project Description	Work Type	Party	Budget	Current Fiscal Year Expenditures	Total Expenditures	Remaining Budget	Add'l CTC or Outside Funds
S23-263	468	Sidewalks at Stanton Bridge Rd Community Center/GCRD	Sidewalks	GCRD	\$ 4,000	\$ -	\$ -	4,000	-
SC Route 183	486	Monroe St./SC Rt. 183 Connection	Safety	CTC	475,000	208,739	321,959	153,041	-
S23-554	488	Wilhelm St (S23-554) Improve. in Travelers Rest (TR to Contribute \$75,000)	Reconstruct	CTC	451,273	50,390	601,564	-	(150,291)
US Route 25	489	Right Turn Lane @ US Rt 25 @ Gap Creek Rd	Safety	CTC	175,000	88,769	114,128	60,872	-
SC 418	491	Turn Lanes on Hwy. 418 at Nash Mill and Woundside in Fountain Inn	Safety	CTC	487,368	453,469	656,156	-	(168,788)
US 25 & 276	493	On-Call Signal @ Trav. Rest Fire Dept. on US25 @ US276	Safety	CTC	25,000	31,165	31,165	-	(6,165)
US 25	497	Gantt Fire Dept. Emergency Signal on US 25	Safety	CTC	125,000	3,626	13,605	111,395	-
US 276	496	Crosswalks on Main St. (US 276) in Travelers Rest	Safety	City	146,700	176,029	189,681	-	(42,981)
S23-1025	499	Sidewalks on The Parkway (S23-1025) from Pelham to Batesville Rds.	Sidewalks	CTC	423,000	515,147	566,409	-	(143,409)
P-2301	502	Traffic Signal on Paris Rd (P-2301) @ GHS/New Horizon	Safety	CTC	600,000	41,512	41,512	558,488	-
S23-83	503	Paved Shoulder on Grove Rd (S23-83) at Bus Stop Near GHS OB-GYN	Safety	CTC	85,000	5,429	5,429	79,571	-
S23-92	505	Sidewalks on Hammett Bridge Rd (S23-92) Near Riverside	Sidewalks	CTC	235,000	212,606	235,314	-	(314)
P-2301	506	Crosswalk at W. Falls (P-2301)/Winyah Near Augusta Circle Elementary	Safety	CTC	15,000	16,365	17,562	-	(2,562)
US 29	508	Emergency Signals for Wade Hampton Fire & Sewer Dist. on US 29	Safety	CTC	130,000	138,411	138,411	-	(8,411)
SC 101 & 14	511	Greer Streetscape (Add'l \$275,000 FY 17/18) (SC Hwys. 101 & 14)	Reconstruct	CTC	500,000	34,851	34,851	465,149	-
Hwy. 123	512	McCrary Memorial Sign on Swamp Rabbit Trl Under Hwy. 123 Bridge	Sign	CTC	1,000	500	500	500	-
US 25	513	Duncan Chapel F.D. Emergency Signal at US 25/Foothills Rd	Safety	CTC	160,000	6,387	6,387	153,613	-
S23-22	515	City of Trav. Rest State Park Rd. Resurfacing (\$480,000 Cost in Project #500)	Resurface	CTC	-	-	-	-	-
S23-571	519	Scufflawe(S23-571)/Jones Mill(S23-191) Widen/Turn Lanes (GCSO Coorbuase \$563,991)	Safety	CTC	563,891	117,181	117,181	446,710	-
SC 14	525	Traffic Study for Right Turn Lane at Hwy. 14 and Roper Mtn. Rd.	Safety	CTC	3,000	-	-	3,000	-
SC 417	526	Memorial Sign for Rev. Watson on Hwy. 417	Sign	CTC	500	-	500	-	-
S23-114	527	Memorial Sign for David Watson on Tigerville Rd. (S23-114)	Sign	CTC	500	-	500	-	-
					\$ 4,606,232	2,100,576	3,092,814	2,036,339	(522,921)
						17,976			
						\$ 2,118,552			

Engineering and Professional Fees

Paul Hughes

Paul F. Hughes, Chairman
Greenville Legislative Delegation Transportation Committee

GREENVILLE COUNTY LEGISLATIVE DELEGATION TRANSPORTATION COMMITTEE

ANNUAL "C" FUND REPORT - NON-RECURRING FUNDS (SYF 15-16) (H.4230)
FOR FISCAL YEAR ENDED JUNE 30, 2017

INCOME AND EXPENSES:	
Balance of Funds as of July 1, 2016	\$ <u>11,763,412</u>
Income:	
Tax funds received	-
Interest earned	123,731
Other revenue	-
Total Income	<u>123,731</u>
Expenses:	
Administrative	-
Local paving projects	-
State road projects	8,816,646
Total Expenditures	<u>8,816,646</u>
Balance of Funds as of June 30, 2017	<u>3,070,497</u>
FUNDING COMMITMENTS:	
Local paving projects	-
State road projects	5,822,250
Total Committed Funds	<u>5,822,250</u>
TOTAL UNCOMMITTED FUNDS AVAILABLE FOR NEW PROJECTS AT JUNE 30, 2017	<u>\$ (2,751,753)</u>

SUPPLEMENTARY INFORMATION
SCHEDULE 2

GREENVILLE LEGISLATIVE DELEGATION TRANSPORTATION COMMITTEE

PROJECTS FUNDED WITH NON-RECURRING FUNDS (SFY 15-16) (H.4230)
FISCAL YEAR ENDED JUNE 30, 2017

H. 4230 STATE ROAD PROJECTS

<u>Project #</u>	<u>Project Description</u>	<u>Work Type</u>	<u>Responsible Party</u>	<u>Budget</u>	<u>Current Fiscal Year Expenditures</u>	<u>Total Expenditures</u>	<u>Remaining Budget</u>
500	H.4230 Special Funds Resurfacing (add \$774,263 in FY 17/18) Engineering and professional fees	Resurface	CTC	\$ 15,342,190	\$ 8,740,334 76,312	\$ 9,519,940	\$ 5,822,250
					\$ 8,816,646		

GREENVILLE COUNTY LEGISLATIVE DELEGATION TRANSPORTATION COMMITTEE

ANNUAL "C" FUND REPORT -- NON-RECURRING FUNDS (SYF 16-17) (P117-135)
FOR FISCAL YEAR ENDED JUNE 30, 2017

INCOME AND EXPENSES:	
Balance of Funds as of July 1, 2016	\$ -
Income:	
Tax funds received	2,860,000
Interest earned	-
Other revenue	-
Total Income	<u>2,860,000</u>
Expenses:	
Administrative	-
Local paving projects	-
State road projects	-
Total Expenditures	<u>-</u>
Balance of Funds as of June 30, 2017	<u>2,860,000</u>
FUNDING COMMITMENTS:	
Local paving projects	-
State road projects	-
Total Committed Funds	<u>-</u>
TOTAL UNCOMMITTED FUNDS AVAILABLE FOR NEW PROJECTS AT JUNE 30, 2017	<u>\$ 2,860,000</u>

**GREENWOOD COUNTY - ANNUAL C FUND REPORT
JULY 1, 2016 - JUNE 30, 2017**

INCOME AND EXPENSES

Balance of Funds as of July 1, 2016			\$ 2,147,355.85
Funds Received for Period: July 1, 2016 through June 30, 2017	(Gasoline Tax)	\$ 1,152,539.89	
Funds Received for Period: July 1, 2016 through June 30, 2017	(SCDOT Refund or Other)		
Interest Earned for Period: July 1, 2016 through June 30, 2017	(SCDOT)	\$ 11,405.17	
Interest Earned for Period: July 1, 2016 through June 30, 2017	(Investment Earnings)	\$ 19,437.02	
Total Income.....	Plus		Plus \$ 1,183,382.08
Administrative Expenses (Advertise meetings)		\$ 209.99	
Per Diem Expenses (Payments for meetings attended)		\$ 2,700.00	
Local Paving Project Expenditures		\$ 547,990.98	
State Road Project Expenditures		\$ 168,125.07	
Total Expenditures.....	Less		Less \$ 719,026.04
			<u>\$ 2,611,711.89</u>

FUNDING COMMITMENTS

Local Paving Projects	\$ 797,865.71
State Road Projects	\$ 442,334.62
Total Committed Funds.....	Less \$ 1,240,200.33
	<u>\$ 1,371,511.56</u>

Total Uncommitted Funds Available for New Projects

CTC Chairman: *James S. Hull*
(signature)

Date: 9-29-17

LOCAL PAVING PROJECTS

PROJECT #	LOCAL ROUTE	PROJECT DESCRIPTION	WORK TYPE	RESPONSIBLE AGENCY	BUDGET	TOTAL EXPENDITURES	CURRENT FISCAL YEAR EXPENDITURES	REMAINING BUDGET	Committee Actions FY17
2014007		County of Greenwood	Resurfacing	County of Gwd	\$ 5,240.99	\$ -	\$ 5,240.99	\$ -	
2015004		County of Greenwood	Resurfacing	County of Gwd	\$ 85,584.76	\$ 81,834.84	\$ 81,834.84	\$ 3,749.92	transferred to 2015004
2016COUNTY01		County of Greenwood	Resurfacing	County of Gwd	\$ 517,000.00	\$ -	\$ -	\$ 517,000.00	transferred to 2016County01
2015007		City of Greenwood - Local	Resurfacing	City of Gwd	\$ 156,721.93	\$ 156,721.93	\$ 156,721.93	\$ -	
2015010		Mathis Road	Resurfacing	County of Gwd	\$ 200,000.00	\$ 16,940.00	\$ 16,940.00	\$ 183,060.00	
2016CITY01		City of Greenwood - Local	Resurfacing	City of Gwd	\$ 294,550.00	\$ 268,494.21	\$ 268,494.21	\$ 26,055.79	completed/closed PIN
2016NS01		Town of Ninety Six	Resurfacing	County of Gwd	\$ 550,000.00	\$ -	\$ -	\$ 50,000.00	
2015CPW		CPW Utility Relocation	Utility/Widen Turn	City of Gwd	\$ 17,000.00	\$ -	\$ -	\$ 17,000.00	
2016CENTURYLINK		CenturyLink Utility Relocation	Utility/Widen Turn	City of Gwd	\$ 25,000.00	\$ 24,000.00	\$ 24,000.00	\$ 1,000.00	Returned to Uncommitted Fund Balance
TOTALS:					\$ 1,301,097.63	\$ 547,990.98	\$ 553,231.97	\$ 797,865.71	

STATE ROAD PROJECTS

PROJECT #	LOCAL ROUTE	PROJECT DESCRIPTION	WORK TYPE	RESPONSIBLE AGENCY	BUDGET	TOTAL EXPENDITURES	CURRENT FISCAL YEAR EXPENDITURES	REMAINING BUDGET	Committee Actions FY17
2015008		City of Greenwood - State	Resurfacing	City of Gwd	\$ 51,125.07	\$ 51,125.07	\$ 51,125.07	\$ -	completed/closed PIN
2015006		Town of Ninety Six - State	Resurfacing	SCDOT	\$ 262,334.82	\$ -	\$ -	\$ 262,334.82	Not Programmed
2016NS01		Town of Ninety Six - State	Resurfacing	SCDOT	\$ 180,000.00	\$ -	\$ -	\$ 180,000.00	Not Programmed
PC030802		SCDOT Direct Labor Project (S-41 & S-124)	Direct Labor	SCDOT	\$ 117,000.00	\$ 117,000.00	\$ 117,000.00	\$ -	
TOTALS:					\$ 610,459.89	\$ 168,125.07	\$ 168,125.07	\$ 442,334.82	
GRAND TOTALS:					\$ 1,911,557.37	\$ 716,116.05	\$ 721,357.04	\$ 1,240,200.33	

CTC Chairman: *[Signature]*
 (Signature) 9-29-17
 Date: _____

GREENWOOD CTC ANNUAL C FUND REPORT
 JULY 1, 2016 - JUNE 30, 2017
 SFY 15-16 NON-RECURRING FUNDS (H.4230)

<u>INCOME AND EXPENSES</u>	
Balance of Funds as of July 1, 2016	\$ 2,100
Income:	
Funds Received for Period July 1, 2016 through June 30, 2017	\$ -
Interest Earned for Period July 1, 2016 through June 30, 2017	\$ 49,440
Total Income	\$ 49,440
Expenses:	
State Road Project Expenditures	\$ -
Total Expenditures	\$ -
Balance of Funds as of June 30, 2017	\$ 51,540
<u>FUNDING COMMITMENTS</u>	
State Road Projects	\$ -
Total Commitments	\$ -
Total Uncommitted Funds Available for New Projects	\$ 51,540

STATE ROAD PROJECTS

Project Number	PROJECT DESCRIPTION	WORK TYPE	RESPONSIBLE AGENCY	BUDGET	EXPENDITURES	CURRENT FISCAL YEAR EXPENDITURES	REMAINING BUDGET
P029218 (B)	Full Depth reclamation for Rock Creek Blvd (S-667), Cross Ave (S-722), Old Woodlawn Rd (S-643) & Gervais St (S-579)	Resurface	SCDOT	67,298.97	67,298.97	-	-
P029465 (B)	Full depth patching & resurfacing of Park St (S-727)	Resurface	SCDOT	89,059.52	89,059.52	-	-
P029643	Resurface S-163, S-230, S-245, S-131 & S-98	Resurface	SCDOT	3,177,510.10	3,177,510.10	-	-

TOTALS

3,333,868.59 3,333,868.59

GREENWOOD CTC ANNUAL C FUND REPORT
JULY 1, 2016 - JUNE 30, 2017
SFY 16-17 NON-RECURRING FUNDS (P117.135)

INCOME AND EXPENSES

Balance of Funds as of July 1, 2016 \$ -

Income:

Funds Received for Period July 1, 2016 through June 30, 2017 \$ 760,000
Interest Earned for Period July 1, 2016 through June 30, 2017 \$ 6,034
Uncommitted Balance Returned \$ 1,223
Total Income \$ 767,258

Expenses:

State Road Project Expenditures \$ -
Total Expenditures \$ -

Balance of Funds as of June 30, 2017 \$ 767,258

FUNDING COMMITMENTS

State Road Projects \$ -
Total Commitments

Total Uncommitted Funds Available for New Projects \$ 767,258

STATE ROAD PROJECTS

Project Number	PROJECT DESCRIPTION	WORK TYPE	RESPONSIBLE AGENCY	BUDGET	EXPENDITURES	CURRENT FISCAL YEAR EXPENDITURES	REMAINING BUDGET
----------------	---------------------	-----------	--------------------	--------	--------------	----------------------------------	------------------

TOTALS \$ - \$ - \$ -

LANCASTER CTC ANNUAL C FUND REPORT
 JULY 1, 2016 - JUNE 30, 2017
 RECURRING FUNDS

<u>INCOME AND EXPENSES</u>		
Balance of Funds as of July 1, 2016		\$ 691,648.28
Income:		
Funds Received for Period July 1, 2016 through June 30, 2017	\$ 1,543,825.32	
Interest Earned for Period July 1, 2016 through June 30, 2017	\$ 3,939.56	
Total Income		\$ 1,547,764.88
Expenses:		
Administrative Expenses	-	
Local Paving Project Expenditures	\$ 302,816.30	
State Road Project Expenditures	\$ 314,639.03	
Total Expenditures		\$ 617,455.33
Balance of Funds as of June 30, 2016		\$ 1,621,957.83
<u>FUNDING COMMITMENTS</u>		
Local Paving Projects	-	
State Road Projects	-	
Total Committed Funds		\$ -
Total Uncommitted Funds Available for New Projects		\$ 1,621,957.83

PAGE 2 PROJECTS FUNDED WITH RECURRING FUNDS

LOCAL PAVING PROJECTS

Project Number	PROJECT DESCRIPTION	WORK TYPE	RESPONSIBLE AGENCY	BUDGET	TOTAL EXPENDITURES	CURRENT FISCAL YEAR EXPENDITURES	REMAINING BUDGET
1502-3	Lancaster County Sales Tax Program Management-Joshua Tree Rd, Stacks Rd, Merrit Lane	Design	COUNTY	\$ 4,047.27	\$ 4,047.27	\$ 4,047.27	\$ -
11-04.19	Lancaster Co. 2/17/17 Calcium Chloride Roads- various County Roads	Design	COUNTY	\$ 4,334.44	\$ 4,334.44	\$ 4,334.44	\$ -
11-04.13	Lancaster Co-2015 Calcium Chloride Roads- various County roads	Design	COUNTY	\$ 60.00	\$ 60.00	\$ 60.00	\$ -
11-04.9	Lancaster Co-2015 CTC County Work- Aviation Blvd, North Park Dr, Mostellar, Cedar Terrace, Winston, N. Ingram St, Legend Rd, Robert Allen	Design	COUNTY	\$ 780.00	\$ 780.00	\$ 780.00	\$ -
11-04.20	Lancaster CTC County Portion (1502-1)- 14 Roads in Arrowood Estates, Carmel Rd, Kohut, Southwinds	Design	COUNTY	\$ 2,188.22	\$ 2,188.22	\$ 2,188.22	\$ -
11-04.15	Lancaster CTC County Portion (1502-1)- 14 Roads in Arrowood Estates, Carmel Rd, Kohut, Southwinds	Design	COUNTY	\$ 295.00	\$ 295.00	\$ 295.00	\$ -
11-04.16	Lancaster County SCDOT (1502-1)- 14 Roads in Arrowood Estates, Carmel Rd, Kohut, Southwinds	Design	COUNTY	\$ 1,444.50	\$ 1,444.50	\$ 1,444.50	\$ -
166274.00	LC-SCDOT One Time Funded Roads	Design	COUNTY	\$ 5,314.32	\$ 5,314.32	\$ 5,314.32	\$ -
Calcium Chloride	Calcium Chloride Treatment-CTC Extension	Calcium Treatment	COUNTY	\$ 165,022.33	\$ 165,022.33	\$ 165,022.33	\$ -
1104-14	Lakeview Landing-Deenwood Road; Lakeview Landing	Retainage	COUNTY	\$ 10,798.03	\$ 10,798.03	\$ 10,798.03	\$ -
1104-12	Lancaster 2015 Road Paving Program- Aviation Blvd, North Park Dr, Mostellar, Cedar Terrace, Winston, N. Ingram St, Legend Rd, Robert Allen	Retainage/County Paving	COUNTY	\$ 23,283.78	\$ 23,283.78	\$ 23,283.78	\$ -
1502-1	Lancaster Sales Tax Road Program #1- County CTC- Henry Harris Rd	Retainage/County Paving	COUNTY	\$ 30,924.49	\$ 30,924.49	\$ 30,924.49	\$ -
1502-3	Lancaster Sales Tax Road Program #3- Lancaster CTC- Joshua Tree Rd, Stacks Rd, Merrit Lane	County Paving	COUNTY	\$ 26,386.42	\$ 26,386.42	\$ 26,386.42	\$ -
winterroads Change Order	Winterfide & Beaver Dam Change Order	County Paving	COUNTY	\$ 27,937.50	\$ 27,937.50	\$ 27,937.50	\$ -
TOTALS				\$302,816.30	\$302,816.30	\$302,816.30	\$0.00

EXPENDITURES FOR LOCAL PAVING PROJECTS AS PERCENT OF TOTAL INCOME = 19.6%

STATE ROAD PROJECTS

Project Number	PROJECT DESCRIPTION	WORK TYPE	RESPONSIBLE AGENCY	BUDGET	EXPENDITURES	CURRENT FISCAL YEAR EXPENDITURES	REMAINING BUDGET
1104-14	CTC SCDOT-Lakeview Landing-Deenwood Road Retainage	RESURFACE	COUNTY	\$ 6,775.79	\$ 6,775.79	\$ 6,775.79	\$ -
1104.18 B	CTC/SCDOT 2016 One Time Money (4 Roads)- Craig Farm, Rowell, Oak Hill Church, Mustket	RESURFACE	COUNTY	\$ 191,595.29	\$ 191,595.29	\$ 191,595.29	\$ -
1104-9	LANC 2015 Road Paving 1104-9 DOT	Utility Relocation	COUNTY	\$ 51,739.64	\$ 51,739.64	\$ 51,739.64	\$ -
1502-1	SCDOT CTC- Lancaster Sales Tax Road Program #1	RESURFACE	COUNTY	\$ 54,528.31	\$ 54,528.31	\$ 54,528.31	\$ -
Kershaw	Town Of Kershaw- Asphalt Cut & Patch Work	RESURFACE	COUNTY	\$ 10,000.00	\$ 10,000.00	\$ 10,000.00	\$ -
TOTALS				\$314,639.03	\$314,639.03	\$314,639.03	\$0.00

EXPENDITURES FOR STATE ROAD PROJECTS AS PERCENT OF TOTAL INCOME = 20.33%

LANCASTER CTC ANNUAL C FUND REPORT
 JULY 1, 2016 - JUNE 30, 2017
 SFY 15-16 NON-RECURRING FUNDS (H.4230)

<u>INCOME AND EXPENSES</u>		
Balance of Funds as of July 1, 2016		\$ 3,136,139.54
Income:		
Funds Received for Period July 1, 2016 through June 30, 2017	\$ -	
Interest Earned for Period July 1, 2016 through June 30, 2017	\$ 5,526.80	
Total Income	\$ 5,526.80	
Expenses:		
State Road Project Expenditures	\$ 3,168,330.85	
Total Expenditures	\$ 3,168,330.85	
Balance of Funds as of June 30, 2017		\$ (26,664.51)
<u>FUNDING COMMITMENTS</u>		
State Road Projects	\$ -	
Total Commitments	\$ -	
Total Uncommitted Funds Available for New Projects		\$ (26,664.51)

PROJECTS FUNDED WITH NON-RECURRING FUNDS (H.4230)

STATE ROAD PROJECTS

Project Number	PROJECT DESCRIPTION	WORK TYPE	RESPONSIBLE AGENCY	BUDGET	EXPENDITURES	CURRENT FISCAL YEAR EXPENDITURES	REMAINING BUDGET
Neil Road	Neil Road- Duke Power Utility pole relocation	RESURFACE	COUNTY	\$ 6,681.14	\$ 6,681.14	\$ 6,681.14	\$ -
15-31	Lancaster SCDOT One Time Secondary Money/County- Huif, Misty Oaks Court, Rusty Acres, Sunnybrook Ln, Neal St, North Ash, Ross Cauthen, Cambridge, Neil, Cedar Pines, Caskey, West Shore, South Lake, Old Hickory, Lute Ln.	RESURFACE	COUNTY	\$ 2,425,150.29	\$ 2,425,150.29	\$ 2,425,150.29	\$ -
1531-2	SCDOT One Time Money Secondary Roads-Clinton Avenue	RESURFACE	COUNTY	\$ 247,397.25	\$ 247,397.25	\$ 247,397.25	\$ -
1531-3	SCDOT One Time Money Secondary Roads-Hampton Road	RESURFACE	COUNTY	\$ 478,102.17	\$ 478,102.17	\$ 478,102.17	\$ -
1531-1	SCDOT One Time Money Secondary Roads-Evans & Neil	RESURFACE	COUNTY	\$ 11,000.00	\$ 11,000.00	\$ 11,000.00	\$ -
TOTALS				\$3,168,330.85	\$3,168,330.85	\$3,168,330.85	\$0.00

LANCASTER CTC ANNUAL C FUND REPORT
 JULY 1, 2016 - JUNE 30, 2017
 SFY 16-17 NON-RECURRING FUNDS (P117.135)


<u>INCOME AND EXPENSES</u>	
Balance of Funds as of July 1, 2016	\$ -
Income:	
Funds Received for Period July 1, 2016 through June 30, 2017	\$925,000.00
Interest Earned for Period July 1, 2016 through June 30, 2017	\$1,488.71
Total Income	\$926,488.71
Expenses:	
State Road Project Expenditures	\$926,488.71
Total Expenditures	\$926,488.71
Balance of Funds as of June 30, 2017	\$0.00
<u>FUNDING COMMITMENTS</u>	
State Road Projects	\$0.00
Total Commitments	\$0.00
Total Uncommitted Funds Available for New Projects	\$0.00

PROJECTS FUNDED WITH NON-RECURRING FUNDS (P117.135)

STATE ROAD PROJECTS

Project Number	PROJECT DESCRIPTION	WORK TYPE	RESPONSIBLE AGENCY	BUDGET	EXPENDITURES	CURRENT FISCAL YEAR EXPENDITURES	REMAINING BUDGET
1104.18 A	CTC/SCDOT 2016 One Time Money (4 Roads) - Craig Farm, Rowell, Oak Hill Church, Musket	RESURFACE	COUNTY	\$ 926,488.71	\$ 926,488.71	\$ 926,488.71	\$ -

TOTALS \$926,488.71 \$926,488.71 \$926,488.71 \$0.00

CTC Chairman: 
 (Signature)

Date: 12/5/19

PLEASE DISPLAY EACH PROJECT AS IT WAS AWARDED. (EXP. IF SMITH BROTHERS WAS AWARDED A CONTRACT FOR THE RESURFACING OF 15 DIFFERENT ROADS, THE PROJECT WOULD BE LISTED ONE TIME, NOT FOR EACH INDIVIDUAL ROAD)

LAURENS COUNTY ANNUAL C-FUND REPORT
JULY 1, 2016 to JUNE 30, 2017
RECURRING FUNDS

INCOME AND EXPENSES

Balance of Funds as of July 1, 2016	\$ 1,870,211.59
<u>Income:</u>	
Funds Received for July 1, 2016 to June 30, 2017	\$ 1,421,057.30
Interest Received for July 1, 2016 to June 30, 2017	\$ 4,847.46
Total Income	\$ 1,425,904.76
<u>Expense:</u>	
Administrative Expense (CTC)	\$ 2,000.00
Account Fees	\$ 42.54
Per Diem Expense (CTC)	\$ 6,750.00
Local Paving Project Expenditures	\$ 598,711.00
State Road Project Expenditures	\$ 761,163.27
Total Expenditure	\$ 1,368,666.81

Balance of Funds as of June 30, 2017-----**\$ 1,927,449.54**

FUNDING COMMITMENTS

Local Paving Projects	\$ (161,808.00)
State Road Projects	\$ 0.00
State Road Match Projects	\$ 0.00
Total Committed Funds	\$ (161,808.00)

Total Uncommitted Funds Available for New Projects-----**\$ 1,765,641.54**

PROJECTS FUNDED WITH RECURRING FUNDS

LOCAL PAVING PROJECTS

PROJECT NUMBER	PROJECT DESCRIPTION	WORK TYPE	RESPONSIBLE AGENCY	BUDGET	TOTAL EXPENDITURE	CURRENT FISCAL YEAR EXPENDITURE	REMAINING BUDGET
36	Resurfacing of 15 County Roads in Laurens County	Resurfacing	Laurens County	\$704,509.00	\$548,711.00	\$548,711.00	\$155,808.00
36	David Hardy, dba TSI, Inc.	Inspection	Laurens County	\$6,000.00 Estimate	\$0.00	\$0.00	\$6,000.00
City of Laurens FY 16-17	Resurfacing of Calhoun & Silver Street	Resurfacing	City of Laurens	\$ 50,000.00	\$ 50,000.00	\$ 50,000.00	\$ 0.00
	Local Paving Projects		Totals	\$760,509.00	\$598,711.00	\$598,711.00	\$161,808.00

Expenditures for Local Paving Projects as Percent of Total Income = 41.99%

STATE ROAD PROJECTS

PROJECT NUMBER	PROJECT DESCRIPTION	WORK TYPE	RESPONSIBLE AGENCY	BUDGET	TOTAL EXPENDITURE	CURRENT FISCAL YEAR EXPENDITURE	REMAINING BUDGET
P030828	SCDOT Managed Project Item 30 C P0030828 (B) Joanna Woodson Elem. Rd, Parkview Dr, SC 56, SC 14, S Nelson St	Resurfacing /Reclamation	SCDOT	\$761,163.27	\$761,163.27	\$761,163.27	\$ 0.00
	State Road Projects		Totals	\$761,163.27	\$761,163.27	\$761,163.27	\$ 0.00

Expenditures for State Road Projects as Percent of Total Income = 53.38%

LAURENS COUNTY ANNUAL C-FUND REPORT

JULY 1, 2016 to JUNE 30, 2017

SFY 15-16 NON-RECURRING FUNDS (H.4230)

INCOME AND EXPENSES

Balance of Funds as of July 1, 2016 -----\$ 41,234.38

Income:

Funds Received for July 1, 2016 to June 30, 2017 \$ 0.00
Interest Received for July 1, 2016 to June 30, 2017 \$ 100.49
Total Income-----\$ 100.49

Expense:

State Road Project Expenditures: \$ 0.00
Total Expenditure-----\$ 0.00

Balance of Funds as of June 30, 2017-----\$ 41,334.87

FUNDING COMMITMENTS

State Road Projects \$ 0.00
Total Commitments \$ 0.00

Total Uncommitted Funds Available for New Projects-----\$ 41,334.87

PROJECTS FUNDED WITH NON-RECURRING FUNDS (H.4230)

STATE ROAD PROJECTS

PROJECT NUMBER	PROJECT DESCRIPTION	WORK TYPE	RESPONSIBLE AGENCY	BUDGET	TOTAL EXPENDITURE	CURRENT FISCAL YEAR EXPENDITURE	REMAINING BUDGET
P029540	SCDOT Managed Project Item 30 C P029540 (A) Patterson Plant Road (S-52) Todd Quarters Road (S-307) Neely Ferry Road (S-54)	Resurfacing/ Reclamation	SCDOT	\$4,350,339.31	\$4,350,339.31	\$ 0.00	\$ 0.00
P030828	SCDOT Managed Project Item 30 C P0030828 (B) Joanna Woodson Elem. Rd, Parkview Dr, SC 56, SC 14, S Nelson St	Resurfacing/ Reclamation	SCDOT	\$78,548.85	\$78,548.85	\$0.00	\$ 0.00
	State Road Projects		Totals	\$4,428,888.16	\$4,428,888.16	\$ 0.00	\$ 0.00

LAURENS COUNTY ANNUAL C-FUND REPORT
JULY 1, 2016 to JUNE 30, 2017
SFY 16-17 NON-RECURRING FUNDS (P117.135)

INCOME AND EXPENSES

Balance of Funds as of July 1, 2016 -----\$ 0.00

Income:

Funds Received for July 1, 2016 to June 30, 2017 \$1,020,000.00
 Interest Received for July 1, 2016 to June 30, 2017 \$ 354.48
Total Income-----\$1,020,354.48

Expense:

State Road Project Expenditures: \$1,018,300.00
Total Expenditure-----\$1,018,300.00

Balance of Funds as of June 30, 2017-----\$ 2,054.48

FUNDING COMMITMENTS

State Road Projects \$ 0.00
 Total Commitments \$ 0.00

Total Uncommitted Funds Available for New Projects-----\$ 2,054.48

PROJECTS FUNDED WITH NON-RECURRING FUNDS (P117.135)

STATE ROAD PROJECTS

PROJECT NUMBER	PROJECT DESCRIPTION	WORK TYPE	RESPONSIBLE AGENCY	BUDGET	TOTAL EXPENDITURE	CURRENT FISCAL YEAR EXPENDITURE	REMAINING BUDGET
P030828	SCDOT Managed Project Item 30 C P030828 (B) Joanna Woodson Elem. Rd, Parkview Dr, SC 56, SC 14, S Nelson St	Resurfacing/ Reclamation	SCDOT	\$1,018,300.00	\$1,018,300.00	\$1,018,300.00	\$ 0.00
	State Road Projects		Totals	\$1,018,300.00	\$1,018,300.00	\$ 1,018,300.00	\$ 0.00

Signed: *L. Harold Vickery*
 L. Harold Vickery, LCTC Chairman

Date: 10/26/17

LEXINGTON COUNTY CTC ANNUAL C FUND REPORT

JULY 1, 2016-JUNE 30, 2017
RECURRING FUNDS

REPORT DATE: SEPTEMBER 26, 2017

INCOME AND EXPENSES

Balance of Funds as of July 1, 2016 \$ 9,644,953.06
Income:
Funds Received for Period July 1, 2016 through June 30, 2017 \$ 3,015,615.31
Interest Earned for Period July 1, 2015 through June 30, 2016 \$ 71,692.02
Donor County Funds Received Period July 1, 2016 through June 30, 2017 \$ 1,782,290.42
Project Refunds for Period July 1, 2016 through June 30, 2017 \$ -
Total Income \$ 4,869,597.75

Expenses:

Administrative Expenses \$ -
Local Paving Project Expenditures \$ 5,717,792.08
State Road Project Expenditures \$ 1,289,273.99
State Road Match Expenditures \$ -
Total Expenditures \$ 7,007,066.07
Balance of Funds as of June 30, 2017 \$ 7,507,484.74

FUNDING COMMITMENTS

Local Paving Projects \$ 3,785,611.61
State Road Projects \$ 672,864.38
Total Committed Funds \$ 4,458,475.99
Total Uncommitted Funds Available for New Projects \$ 3,049,008.75
Uncommitted Funds as Percent of Total Income = 63%

LEXINGTON COUNTY CTC ANNUAL C FUND REPORT

LOCAL PAVING PROJECTS

LOCAL ROUTE	PROJECT DESCRIPTION	WORK TYPE	RESPONSIBLE AGENCY	BUDGET	TOTAL EXPENDITURE	CURRENT FISCAL YEAR EXPENDITURE	REMAINING BUDGET
Windmill Road	Resurfacing from US 1 to Broad Street	Resurfacing	County	\$ 170,000	\$ 158,961	\$ 158,961	\$ 11,039
Kinley Creek Watershed Study	USACOE grant match for watershed study/analysis	Drainage/Eng.	County	\$ 35,627	\$ 35,604	\$ -	\$ 23
SC-35, I-77	SCDOT Sign Dedication Yobs	Sign Dedication	SCDOT	\$ 500	\$ 500	\$ 500	\$ -
Sandy/Spruce Lane	Paving from Wright Ln to Courtney Dr/Williams Cir	Road Improvement	County	\$ 565,106	\$ 514,364	\$ 7,526	\$ 50,742
Railroad Avenue	Town of Pelion placement of RAP on Railroad Ave	Placement of RAP	County	\$ 7,500	\$ -	\$ -	\$ 7,500
Archers Lane Sidewalk	Enhancement Grant for Sidewalks	Sidewalk	County	\$ 154,077	\$ 13,010	\$ -	\$ 141,067
Ellis Avenue	Municipal C Fund Request - Town of Lexington	Paving	Town of Lex	\$ 55,000	\$ 53,051	\$ 53,051	\$ 1,950
Buck Corley Road Sidewalk	Lexington County TAP Grant for sidewalks	Sidewalk	County	\$ 221,667	\$ 56,541	\$ 8,987	\$ 165,126
N W Columbia Ave	Chapin TAP Grant Supplement for sidewalks	Sidewalk/Resurface	Town of Chapin	\$ 82,300	\$ -	\$ -	\$ 82,300
Buckthorne Dr	Town of Lexington -Buckthorne Dr	Drainage	Town of Lex	\$ 34,041	\$ 34,038	\$ 34,038	\$ 4
Wood Moor Subdivision	Bond Supplements, Full Depth Reclaim/Paving	Road & Drain. Improv.	County	\$ 306,993	\$ 284,653	\$ -	\$ 22,340
Subdivision Bond Supplements	Cherokee Shores, Woodland Pond, Whispering Glen, Res	Road & Drain. Improv.	County	\$ 65,424	\$ -	\$ -	\$ 65,424
Kaminer Subdivision	Final Plat and As-Built Drawings	Road & Drain. Improv.	County	\$ 5,052	\$ 1,700	\$ -	\$ 3,352
Hope Springs Subdivision	Bond Supplements, Full Depth Reclaim/Paving	Road & Drain. Improv.	County	\$ 128,656	\$ 95,221	\$ -	\$ 33,435
Windy Wood Road	Paving portion from Ben Franklin Rd to Calks Ferry Rd	Paving	County	\$ 1,519,476	\$ 1,363,957	\$ -	\$ 155,519
Pine Plain Road	Paving from SC 6 to Redmond Mill Rd	Paving	County	\$ 111,072	\$ 65,722	\$ -	\$ 45,350
Old Charleston Road	Paving from Calks Ferry Rd to Pond Branch Rd (SC 34)	Paving	County	\$ 611,811	\$ 75,089	\$ 12,153	\$ 536,742
Nursery Road Bridge	Bridge replacement alternative for Goldstone Drive Bridge	Bridge & Approaches	County	\$ 2,855,823	\$ 2,712,389	\$ 10,318	\$ 143,434
A C Bouknight Road (S32-1888)	From exist pavement (S32-1888) to Crout Pond Way	Paving	SCDOT	\$ 4,203	\$ 4,202	\$ 4,202	\$ 1
DE Clark Road	Paving from Water Tank Rd to Fairview Rd	Paving	County	\$ 1,541,026	\$ 1,408,787	\$ 7,971	\$ 132,239
Alice Drive #1	Paving from Hwy 321 to Pound Road	Paving	County	\$ 58,697	\$ 2,697	\$ 1,070	\$ 56,000
Golden Jubilee Rd	Paving from End Pavement to End Pavement	Paving	County	\$ 694,133	\$ 686,539	\$ -	\$ 27,594
Foremost Drive	Paving from Nazareth Road to Frieda Road	Paving	County	\$ 431,047	\$ 401,917	\$ 362,514	\$ 29,130
Limestone Road	Paving from Wessinger Rd to St. Thomas Church Rd	Paving	County	\$ 98,448	\$ 75,848	\$ 10,243	\$ 22,600
Dirt Road Asset Mgmt. Program	County wide asset mgmt for dirt roads	Engineering	County	\$ 225,000	\$ -	\$ -	\$ 225,000
HarvestView Road	Paving from E. Boundary St to Crooked Creek Rd	Paving	County	\$ 1,180,335	\$ 1,092,196	\$ 930,437	\$ 88,139
Ruth Vista Road	Paving from Sherwood Dr to Pepper Rd	Paving	County	\$ 729,973	\$ 703,595	\$ 635,292	\$ 26,378
Water Tank Road	Paving from Harvey Berry Rd to D E Clark Rd	Paving	County	\$ 2,138,788	\$ 2,045,079	\$ 1,947,259	\$ 93,709
Bub Shumbert Road #7	Paving from Hartley Quarter Road to SC 302	Paving	County	\$ 100,080	\$ 80	\$ 80	\$ 100,000
Bub Shumbert Road #13	Paving from Hwy 178 to Hartley Quarter Road	Paving	County	\$ 103,207	\$ 40,607	\$ 39,853	\$ 62,600
Johns Creek Road	Paving from Wessinger Rd to Mallard Dr	Paving	County	\$ 111,651	\$ 59,237	\$ 59,237	\$ 52,414
Backman Ave	Slope Stabilization between Dempsey Dr, Bridleidge Rd	Drainage	County	\$ 302,068	\$ 230,998	\$ 13,512	\$ 63,160
Bridleidge Subdivision	Drainage Repairs along Stirlington Road	Drainage	County	\$ 41,042	\$ 27,273	\$ 26,846	\$ 13,769
Stirlington Road	2015 Asphalt Maintenance Contract	Resurfacing	County	\$ 1,442,363	\$ 1,312,022	\$ 2,260	\$ 130,341
Asphalt Maintenance (Various)	2016 Asphalt Maintenance Contract	Resurfacing	County	\$ 1,205,759	\$ 1,167,407	\$ 872,656	\$ 38,352
Asphalt Maintenance (Various)	2017 Asphalt Maintenance Contract	Resurfacing	County	\$ 867,933	\$ 288,521	\$ 288,521	\$ 579,412
Ben Franklin Road	Ben Franklin Road Guardrail	Guard Rail	County	\$ 5,060	\$ -	\$ -	\$ 5,060
Martin Neese Road	Paving from Hwy 6 to I.W. Hutto Rd	Paving	County	\$ 223,112	\$ 198,220	\$ 181,489	\$ 24,892
Soil Cement Program	Porth, Oak Hill, Hyman, D. Ambrose, Sweet Pea, Green Hi Soil Cement	Soil Cement	County	\$ 331,393	\$ 18,517	\$ -	\$ 312,876
Asby Drive	Paving from Irvin Jumper Rd to Ball Park Rd	Paving	County	\$ 86,190	\$ 31,745	\$ 27,749	\$ 54,445
South Cove Drive	Paving from Ramblin Rd to dead end	Paving	County	\$ 50,683	\$ 24,404	\$ 21,436	\$ 26,279
Old Forge Road	Base Map and As-Built Survey for Paving	Survey	County	\$ 5,290	\$ 3,015	\$ -	\$ 2,275
Church Street-Gaston	Paving from Oakley Springs Road for 500 feet	Paving	County	\$ 14,345	\$ 11,814	\$ -	\$ 2,531
Beechcreek Court	Paving from Beechcreek Road to dead end	Paving	County	\$ 10,000	\$ -	\$ -	\$ 10,000
Countywide Bridge Evaluation	Various County Road Bridges	Bridge Evaluation	County	\$ 70,080	\$ 80	\$ 80	\$ 70,000
TOTALS				\$ 15,293,089	\$ 5,717,792	\$ 5,717,792	\$ 3,785,612

EXPENDITURES FOR LOCAL PAVING PROJECTS AS PERCENTAGE OF ANNUAL C-FUND ALLOTMENT INCOME = 190%

LEXINGTON COUNTY CTC ANNUAL C FUND REPORT

LOCAL ROUTE	PROJECT DESCRIPTION	WORK TYPE	RESPONSIBLE AGENCY	BUDGET	TOTAL EXPENDITURE	CURRENT FISCAL YEAR EXPENDITURE	REMAINING BUDGET
S-32-1626, 723, 724	Drainage improvements (Sandy/Spruce Project)	Drainage Improv.	County	\$ 504,929	\$ 439,048	\$ 9,248	\$ 65,881
Bush River Rd (S-32-107)	Lex. County Enhancement grant for sidewalks	Sidewalk	County	\$ 204,108	\$ 63,039	\$ 2,675	\$ 141,067
Sunsel/Larvis (US 378, SC 12)	W Cola Beautification ENH #26-12	Beaut. Enh Grant	SCDOT	\$ 36,250	\$ -	\$ -	\$ 36,250
Lewie Road (S32-277)	Summit TAP Grant Match for sidewalks	Sidewalk	SCDOT	\$ 40,200	\$ 40,200	\$ 40,200	\$ -
SC 6	Swansea Tap Grant Match	Sidewalk	SCDOT	\$ 83,335	\$ 83,335	\$ 83,335	\$ -
US 1, S-39, S-150 & S-469	Town of Batesburg Leesville sidewalk	Sidewalk	Town of B-L	\$ 40,000	\$ -	\$ 20,000	\$ 20,000
SC 6	Town of Swansea CDBG Match	Sidewalk Ext.	Town of Swansea	\$ 16,000	\$ -	\$ -	\$ 16,000
US 378	W. Cola US 378 Hawk Signal	Pedestrian Signal	City of West Cola	\$ 45,000	\$ 45,000	\$ 45,000	\$ -
US 378	Town of Irmo Fire Signal	Signal	Town of Irmo	\$ 120,000	\$ -	\$ -	\$ 120,000
B Avenue (S32-67)	W Cola Bike Lane Tap Grant	Bike Lane	SCDOT	\$ 25,000	\$ 25,000	\$ 25,000	\$ -
Knox Abbot Dr (US 321)	City of Cayce Pedestrian safety and traffic calming	Pedestrian Signal	City of Cayce	\$ 40,000	\$ -	\$ -	\$ 40,000
Zion Church Road Extension	Extend Zion Church Rd from Amicks Ferry to Lex. Ave.	Construct new road	County	\$ 150,000	\$ -	\$ -	\$ 150,000
US 321	US 321/Sandhills Pkwy Turn Lanes	Intersection Improv.	County	\$ 627,338	\$ 618,277	\$ 479,341	\$ 9,081
SC 302	SC 302/Landfill Ln Turn Lanes	Intersection Improv.	County	\$ 574,013	\$ 499,408	\$ 484,475	\$ 74,605
Various State Routes	H 4230 Resurfacing Contract - Supplemental Funds	Resurface	SCDOT	\$ 100,000	\$ 100,000	\$ 100,000	\$ -
	TOTALS			\$ 1,933,307	\$ 1,933,307	\$ 1,289,274	\$ 672,864

LOCAL ROUTE	PROJECT DESCRIPTION	WORK TYPE	RESPONSIBLE AGENCY	CTC MATCH FUNDS COMMITTED	EXPENDITURE	CURRENT FISCAL YEAR EXPENDITURE	REMAINING BUDGET
SCDOT Match Program	SCDOT Matching Funds	SCDOT Projects		\$ -	\$ -	\$ -	\$ -
	TOTALS			\$ -	\$ -	\$ -	\$ -

YEAR EXPENDITURE IN EXCESS OF MATCH AMOUNT*	\$ -
	\$ -

EXPENDITURES FOR STATE ROAD PROJECTS AND MATCH PROJECTS IN EXCESS OF MATCH AMOUNT AS PERCENTAGE OF ANNUAL C-FUND ALLOTMENT TOTAL INCOME =

* Note: Annual C-Fund Allotment Total includes Project Refunds received for report period.

43%

LEXINGTON COUNTY CTC ANNUAL C FUND REPORT

JULY 1, 2016-JUNE 30, 2017
 NON-RECURRING FUNDS (H-4230)
 REPORT DATE: SEPTEMBER 26, 2017

INCOME AND EXPENSES

Balance of Funds as of July 1, 2016	\$	21,998.77
Income:		
Funds Received for Period July 1, 2016 through June 30, 2017	\$	-
Interest Earned for Period July 1, 2016 through June 30, 2017	\$	-
Total Income	\$	-
Expenses:		
State Road Project Expenditures	\$	21,998.77
Total Expenditures	\$	21,998.77
Balance of Funds as of June 30, 2017	\$	-

FUNDING COMMITMENTS

State Road Projects	\$	-
Total Committed Funds	\$	-
Total Uncommitted Funds Available for New Projects	\$	-
Uncommitted Funds as Percent of Total Income =		0%

PROJECTS FUNDED WITH NON-RECURRING FUNDS (H.4230) - Lexington County CTC

STATE ROAD PROJECTS

Project Number	PROJECT DESCRIPTION	WORK TYPE	RESPONSIBLE AGENCY	BUDGET	EXPENDITURES	CURRENT FISCAL YEAR EXPENDITURES	REMAINING BUDGET
P030098 A	Resurfacing approx. 70 state roads	Resurface	SCDOT	\$ 8,523,367	\$ 8,523,367	-	\$ -
P032098 B	Resurfacing w/P117.135 funds	Resurface	SCDOT	\$ 21,999	\$ 21,999	21,999	-

TOTALS \$ 8,545,366 \$ 8,545,366 21,999 \$ -

LEXINGTON COUNTY CTC ANNUAL C FUND REPORT

JULY 1, 2016-JUNE 30, 2017
 NON-RECURRING FUNDS (P117.135)
 REPORT DATE SEPTEMBER 26, 2017

INCOME AND EXPENSES

Balance of Funds as of July 1, 2016	\$	-
Income:		
Funds Received for Period July 1, 2016 through June 30, 2017	\$	1,975,779.18
Interest Earned for Period July 1, 2016 through June 30, 2017	\$	2,755.92
Total Income	\$	1,978,535.10

Expenses:

State Road Project Expenditures	\$	1,967,755.92
Total Expenditures	\$	1,967,755.92
Balance of Funds as of June 30, 2017	\$	10,779.18

FUNDING COMMITMENTS

State Road Projects	\$	-
Total Committed Funds	\$	-
Total Uncommitted Funds Available for New Projects	\$	10,779.18
Uncommitted Funds as Percent of Total Income =		1%

LEXINGTON COUNTY CTC ANNUAL C FUND REPORT

JULY 1, 2016 - JUNE 30, 2017

REPORT DATE: SEPTEMBER 26, 2017

STATE ROAD PROJECTS

LOCAL ROUTE	PROJECT DESCRIPTION	WORK TYPE	RESPONSIBLE AGENCY	BUDGET	TOTAL EXPENDITURE	CURRENT FISCAL YEAR EXPENDITURE	REMAINING BUDGET
S-32-875, S-32-275	Resurfacing Glenn Rd (S-875) & Dreher Rd (S-275)	Resurface	SCDOT	\$ 1,978,535	\$ 1,967,756	\$ 1,967,756	\$ 10,779
TOTALS				\$ 1,978,535	\$ 1,967,756	\$ 1,967,756	\$ 10,779

CTC Chairman: *W. J. Kelly*
 Date: 9-26-2017
AKB

PICKENS COUNTY CTC ANNUAL REPORT
JULY 1, 2016 - June 30, 2017
 RECURRING FUNDS

<u>INCOME AND EXPENSES</u>	
Balance of Funds as of July 1, 2016	\$ 4,338,402.00
Income:	
Funds Received for Period July 1, 2016 through June 30, 2017	\$ 1,733,492.55
Interest Earned for Period July 1, 2016 through June 30, 2017	\$ 5,771.75
TNC LAF received	\$ 1,569.31
	<u>\$ 1,740,833.61</u>
Expenses:	
Administrative Expenses	\$ 70.29
Local Paving Project Expenditures	\$ 2,290,803.00
State Road Project Expenditures	\$ 2,124,351.00
Total Expenditures	<u>\$ 4,415,224.29</u>
Balance of Funds as of June 30, 2017	<u>\$ 1,664,011.32</u>

FUNDING COMMITMENTS

Local Paving Projects	\$ 741,200.00
State Road Projects	\$ 803,064.00
Total Committed Funds	<u>\$ 1,544,264.00</u>
Total Uncommitted Funds available for New Projects	<u>\$ 119,747.32</u>

LOCAL PAVING PROJECTS

Pickens CTC

SYE 2017

PCTC Project No.	LOCAL ROUTE	PROJECT DESCRIPTION	WORK TYPE	RESPONSIBLE AGENCY	BUDGET	TOTAL EXPENDITURES	CURRENT FISCAL EXPENDITURES	REMAINING BUDGET
CF081	Watbranch Road	Culvert replacement and paving	Maintenance	PCTC	0	0	0	-
CF112	Clemson Signage	Signage	Safety/Signage	City of Clemson	\$ 10,000	\$ -	\$ -	\$ 10,000
CF0002	Varies, road repaving	Paving of roads	Maintenance	Town of Central	\$ 265,564	\$ -	\$ -	\$ 265,564
CF0005	Varies, road repaving	Paving of roads	Maintenance	City of Clemson	\$ 125,773	\$ -	\$ -	\$ 125,773
CF001	Varies, road repaving	Road Striping	Maintenance	County of Pickens	\$ 60,000	\$ -	\$ -	\$ 60,000
CF0088	Clayton Street	Intersection improvement, widening	Upgrade	Town of Central	\$ 268,088	\$ -	\$ -	\$ 268,088
CF0089	Old Central Road/Commerce St.	Intersection improvement	Upgrade	PCTC	\$ 978,610	\$ -	\$ 955,889	\$ 22,721
CF094	Engineering Cost Liberty Sidewalk	Add sidewalk at high school	Upgrade	PCTC	\$ 8,300	\$ -	\$ 3,800	\$ 4,500
CF095	Liberty Commerce	Rehabilitate Commerce Street	City of Liberty	PCTC	\$ 170,000	\$ -	\$ 51,807	\$ 118,194
CF097	Cross Creek Road	Culvert replacement	Maintenance	PCTC	\$ 152,740	\$ -	\$ 129,652	\$ 23,088
CF100	Love and Care Road	Culvert replacement	Maintenance	PCTC	\$ 786,041	\$ -	\$ 758,605	\$ 27,436
CF103	Tarent Street	Culvert replacement, final contract	Maintenance	PCTC	\$ 2,119	\$ -	\$ -	\$ 2,119
CF105	Cartee Road to Commerce St.	Repave	Maintenance	PCTC	\$ 43,262	\$ -	\$ -	\$ 43,262
CF107	Granny Gear Road	Repave	Maintenance	PCTC	\$ 150,000	\$ -	\$ 140,459	\$ 9,541
CF109	Alexander Drive	Repave	Maintenance	PCTC	\$ 150,000	\$ -	\$ 145,015	\$ 4,985
CF110	Traffic Study at Commerce Park	Intersection improvement, signal lights	Safety	PCTC	\$ 56,300	\$ -	\$ 5,000	\$ 51,300
CF111	Silver Creek Road	Culvert Replacement	Maintenance	PCTC	\$ 124,704	\$ -	\$ 100,577	\$ 24,127
CF114	Varies, road repaving	County of Pickens annual repavement, 2017	Maintenance	County of Pickens	\$ 450,000	\$ -	\$ -	\$ 450,000
					\$ 3,801,500	\$ -	\$ 2,290,803	\$ 1,510,697

STATE ROAD PROJECTS
 Recurring Funding - PCTC
 SYE 2017

PCTC Project No.	ROAD - ROUTE	PROJECT DESCRIPTION	WORK TYPE	RESPONSIBLE AGENCY	BUDGET	TOTAL EXPENDITURES	CURRENT FISCAL EXPENDITURES	REMAINING BUDGET
CF070	Ann Street - 178	Widening road	Improvement	SCDOT	\$ 1,849,916		\$ 1,810,651	\$ 39,265
CF078	Bank Street	Parking and drainage improvement	Improvement	Town of Central	\$ 108,000		\$ 108,000	\$ -
CF091	Roy F Jones Road, S-39-143	Repaving	Maintenance	PCTC	\$ 22,484	\$ -	\$ -	\$ 22,484
CF098	US 123	Retaining Wall in Clemson	Maintenance	PCTC	\$ 187,200	\$ -	\$ 187,200	\$ -
CF101	SC 8, Felzer Hwy	Sidewalk at Easley High School	Improvement	PCTC	\$ 23,046	\$ -	\$ 18,500	\$ 4,546
CF104	Shady Grove Road, S-39-32	Fire Dept. Signal lights	Safety	County of Pickens	\$ 19,808	\$ -	\$ -	\$ 19,808
CF106	Concord Church Rd, S-39-33	Fire Dept. Signal lights	Safety	County of Pickens	\$ 10,000	\$ -	\$ -	\$ 10,000
					\$ 2,220,454	\$ -	\$ 2,124,351	\$ 96,103

PICKENS CTC ANNUAL C FUND REPORT

JULY 1, 2016 - JUNE 30, 2017

SFY 15-16 NON-RECURRING FUNDS (H.4230)

INCOME AND EXPENSES

Balance of Funds as of July 1, 2016

\$ 533,495

Income:

Funds Received for Period July 1, 2016 through June 30, 2017

Interest Earned for Period July 1, 2016 through June 30, 2017

Total Income

\$ -

\$ -

\$ -

Expenses:

State Road Project Expenditures

Total Expenditures

\$ -

\$ -

Balance of Funds as of June 30, 2017

\$ 533,495

FUNDING COMMITMENTS

State Road Projects

Total Commitments

\$ -

\$ -

Total Uncommitted Funds Available for New Projects

\$ 533,495

PROJECTS FUNDED WITH NON-RECURRING FUNDS (H.4230)

STATE ROAD PROJECTS

Project Number	PROJECT DESCRIPTION	WORK TYPE	RESPONSIBLE AGENCY	BUDGET	EXPENDITURES	CURRENT FISCAL YEAR EXPENDITURES	REMAINING BUDGET
P029140	Reclamation of Saco Lowell Rd (S-188) & Mauldin Lake Rd (S-122)	Resurface	SCDOT	1,538,563.73	1,538,563.73	-	-
P029141	S-61, S-110, S-138, S-1081, S-1151, S-97, S-944, S-24, S-37, S-225, S-413, S-562, S-708, S-9	Resurface	SCDOT	2,816,978.83	2,816,978.83	-	-

TOTALS

4,355,542.56

-

4,355,542.56

PICKENS COUNTY CTC ANNUAL REPORT
 JULY 1, 2016 - June 30, 2017
 NON-RECURRING FUNDS (P117)

INCOME AND EXPENSES

Balance of Funds as of July 1, 2016	\$.
Income:		
Funds Received for Period July 1, 2016 through June 30, 2017	\$	1,130,000.00
Interest Earned for Period July 1, 2016 through June 30, 2017	\$	1,818.63
Total Income	\$	<u>1,131,818.63</u>
Expenses:		
Administrative Expenses	\$.
State Road Project Expenditures	\$.
Total Expenditures	\$.
Balance of Funds as of June 30, 2017	\$	<u>1,131,818.63</u>

FUNDING COMMITMENTS

State Road Projects	\$.
Total Committed Funds	\$.
Total Uncommitted Funds available for New Projects	\$	<u>1,131,818.63</u>

PCTC Chairman: *T Duane Greene*

PROJECTS FUNDED WITH NON-RECURRING FUNDS (P117.135)

STATE ROAD PROJECTS

Project Number	PROJECT DESCRIPTION	WORK TYPE	RESPONSIBLE AGENCY	BUDGET	EXPENDITURES	CURRENT FISCAL YEAR EXPENDITURES	REMAINING BUDGET

TOTALS \$ - \$ - \$ -

CTC Chairman: _____
(Signature)

Date: _____

PLEASE DISPLAY EACH PROJECT AS IT WAS AWARDED. (EXP. IF SMITH BROTHERS WAS AWARDED A CONTRACT FOR THE RESURFACING OF 15 DIFFERENT ROADS, THE PROJECT WOULD BE LISTED ONE TIME, NOT FOR EACH INDIVIDUAL ROAD)

SALUDA COUNTY ANNUAL C FUND REPORT
JULY 01, 2016-- JUNE 30, 2017
RECURRING FUNDS

<u>INCOME AND EXPENSES</u>		
Balance of Funds as of July 1, 2016-----		\$941,012.56
Income:		
Funds Received for Period July 1, 2016 through June 30, 2017	\$870,320.63	
Interest Earned for Period July 1, 2016 through June 30, 2017	\$4,332.25	
Other Income (Returned Committed Funds)	\$20,998.40	
Sale of Plans	\$270.00	
Total Income -----		\$895,921.28
		\$1,836,933.84
Expenses:		
Administrative expense	\$72.45	
State Projects Expenditures	\$234,746.48	
County Projects Expenditures	\$601,059.13	
Total Expenditures -----		\$835,878.06
Balance of Funds as of June 30, 2016-----		\$1,001,055.78

<u>FUNDING COMMITMENTS</u>	
Local Paving Projects	\$903,013.54
State Road Projects	\$0.00
Total Committed Funds	\$903,013.54
Total Uncommitted Funds Available for New Projects-----	
Uncommitted Funds as Percent of Total Income =	11%

X *CPD* *weel* 7/24/17

CHAIRMAN OF THE SALUDA CTC

**checks for uncommitted funds should be listed as other income under the income heading.

LOCAL PAVING PROJECTS FY 2016-2017

LOCAL ROUTE	PROJECT DESCRIPTION	WORK TYPE	RESPONSIBLE AGENCY	BUDGET	TOTAL EXPENDITURES	CURRENT FY EXPENDITURES	REMAINING BUDGET
Various	Hig/Middle School Bus Loop	Paving-Reclamation	R&B County	\$338,620.00	\$296,492.25	\$296,252.25	\$0.00 Closed
Various	Calcium Chloride Proj.	CACL2 on Roads	R&B County	\$21,000.00	\$8,379.74	\$4,259.03	\$0.00 Closed
Various	Rocking RH0043	Road Rocking	R&B County	\$182,071.20	\$174,066.79	\$174,066.79	\$0.00 Closed
Various	Storm Drain CR003-2016-Rebid	Culvert Replacement	R&B County	\$597,500.00	\$126,481.06	\$126,481.06	\$471,018.94 Open
Various	Calcium Chloride Proj.	CACL2 on Roads	R&B County	\$22,000.00			\$22,000.00 Open
Various	Rocking RH0044	Road Rocking	R&B County	\$141,994.60			\$141,994.60 Allocated
Various	Patching Wysses Fry, Val-Pro, Fannie Black	Asphalt Patching	R&B County	\$268,000.00			\$268,000.00 Allocated
TOTALS				\$1,571,185.80	\$605,419.84	\$601,059.13	\$903,013.54

EXPENDITURES FOR LOCAL PAVING PROJECTS AS PERCENT OF TOTAL INCOME 67%

MONIES FROM COMPLETED PROJECTS WILL BE FUNNELED BACK INTO ACTIVE MONIES

STATE ROAD PROJECTS

LOCAL ROUTE	PROJECT DESCRIPTION	WORK TYPE	RESPONSIBLE AGENCY	BUDGET	EXPENDITURES	CURRENT FY EXPENDITURES	REMAINING BUDGET
P030136 (b)	S-107, S-25, S-29, & S-107 Resurfacing	Reclamation/Resurfacing	SCDOT	\$7,413.90	\$7,413.90		
P032467(B)	S-42 Bonham Rd. & S-44 Hollywood Rd.	Reclamation/Resurfacing	SCDOT	\$234,746.48	\$234,746.48	\$234,764.48	
TOTALS				\$242,160.38	\$242,160.38	\$234,764.48	\$0.00

EXPENDITURES FOR STATE ROAD PROJECTS AS PERCENT OF TOTAL INCOME 27%

CTC CHAIRMAN: C. Daniel Neal

DATE: 8/28/17

SALUDA COUNTY ANNUAL C FUND REPORT
JULY 01, 2016- JUNE 30, 2017
NON-RECURRING FUNDS (H.4230)

<u>INCOME AND EXPENSES</u>	
Balance of Funds as of July 1, 2016-----	-\$7,413.90
Income:	
Funds Received for Period July 1, 2016 through June 30, 2017	\$0.00
Interest Earned for Period July 1, 2016 through June 30, 2017	\$0.00
Total Income -----	\$0.00
Expenses:	
State Projects Expenditures	\$0.00
Total Expenditures -----	\$0.00
Balance of Funds as of June 30, 2017-----	-\$7,413.90

<u>FUNDING COMMITMENTS</u>	
State Road Projects	\$0.00
Total Commitments	\$0.00
Total Uncommitted Funds Available for New Projects-----	-\$7,413.90

C. Daniel Noel 8/28/17

CHAIRMAN OF THE SALUDA CTC

***checks for uncommitted funds should be listed as other income under the income heading.

STATE ROAD PROJECTS H.4230							
LOCAL ROUTE	PROJECT DESCRIPTION	WORK TYPE	RESPONSIBLE AGENCY	BUDGET	EXPENDITURES	CURRENT FY EXPENDITURES	REMAINING BUDGET
P030136 (a)	Resurfacing/Reclamation S-107, S-29, S-25, & S-107	Reclamation/Resurface	SCDOT	2,444,518.98	2,444,518.98		\$0.00
TOTALS				\$2,444,518.98	\$2,444,518.98		\$0.00

CTC CHAIRMAN: G. Daniel Neal
 (Signature)

DATE: 8/28/17

SALUDA COUNTY ANNUAL C FUND REPORT
JULY 01, 2016-- JUNE 30, 2017
NON-RECURRING FUNDS (P117.135)

<u>INCOME AND EXPENSES</u>	
Balance of Funds as of July 1, 2016-----	\$0.00
Income:	
Funds Received for Period July 1, 2016 through June 30, 2017	\$575,000.00
Interest Earned for Period July 1, 2016 through June 30, 2017	\$925.40
Other Income (Returned Committed Funds)	\$575,925.40
Total Income -----	\$575,925.40
Expenses:	
State Projects Expenditures	\$575,000.00
Total Expenditures -----	\$575,000.00
Balance of Funds as of June 30, 2017-----	\$925.40

<u>FUNDING COMMITMENTS</u>	
State Road Projects	\$0.00
Total Commitments	\$0.00
Total Uncommitted Funds Available for New Projects-----	\$925.40

G. Daniel Noel 8/28/17

CHAIRMAN OF THE SALUDA CTC

***checks for uncommitted funds should be listed as other income under the income heading.

STATE ROAD PROJECTS P117.135

LOCAL ROUTE	PROJECT DESCRIPTION	WORK TYPE	RESPONSIBLE AGENCY	BUDGET	EXPENDITURES	CURRENT FY EXPENDITURES	REMAINING BUDGET
P032467 & P032467(A)	S-42 Bonham Rd. & S-44 Hollywood Rd.	Reclamation/Resurface	SCDOT	\$449,253.52	\$449,253.52	\$449,253.52	
P030136 ©	S-107, S-23, S-25, & S-107	Reclamation/Resurface	SCDOT	\$125,746.48	\$125,746.48	\$125,746.48	
TOTALS				\$575,000.00	\$575,000.00	\$575,000.00	\$0.00

CTC CHAIRMAN: C. Daniel Naef
 (Signature)

DATE: 8/28/17

2017 SPARTANBURG COUNTY CTC ANNUAL C FUND REPORT
 JULY 1, 2016 - JUNE 30, 2017
 RECURRING FUNDS

<u>INCOME AND EXPENSES</u>	\$
Balance of Funds as of July 1, 2016	6,030,896
Income:	
Recurring Funds Received for Period July 1, 2016 through June 30, 2017	3,402,584
Donor Bonus Funds Received for the Period of July 1, 2016 - June 30, 2017	-
Interest Earned for Period July 1, 2016 through June 30, 2017	21,812
Total Income	3,424,397
Expenses:	
Administrative Expenses	1,302
Local Paving Project Expenditures	1,817,348
State Road Project Expenditures	1,663,420
Total Expenditures	3,482,160
Balance of Funds as of June 30, 2017	\$ 5,973,072
<u>FUNDING COMMITMENTS</u>	
Local Paving Projects	2,023,867
State Road Projects	1,223,322
Total Committed Funds	3,247,190
Total Uncommitted Funds Available for New Projects	\$ 2,725,882
Uncommitted Funds as Percent of Total Income =	79.6%

LOCAL ROAD PROJECTS

LOCAL ROUTE	PROJECT DESCRIPTION	WORK TYPE	RESPONSIBLE AGENCY	BUDGET	TOTAL EXPENDITURES	CURRENT FISCAL YEAR EXPENDITURES	REMAINING BUDGET
14010 8289	Cambridge Dr Hydrology Study by FEMA	Hydrology study	Spartanburg County	\$ 80,770.00	\$ 80,770.00	\$ 80,370.00	\$ -
15006 11366	Phase 1 of 4th Street Widening	Engineering, ROW and 1st stage of construction	Spartanburg County	700,000.00	130,416.01	21,852.63	569,683.96
16004 357 & 358	Intersection Improvement	Intersection Improvements	Spartanburg County	30,832.00	30,832.00	30,832.00	-
16008 Various	Spartanburg County Resurfacing	Resurface roadways	Spartanburg County	1,429,271.14	1,429,271.14	142,927.14	-
16009 Various	Municipal Resurfacing	Resurface roadways	Spartanburg County	122,711.39	122,711.39	(102,064.82)	-
16012 Various	Survey for road closures	Survey for road closures	Spartanburg County	5,200.00	5,200.00	5,200.00	-
16013 Genoble Road Widening	Genoble Road Widening	Widen Roadway	Spartanburg County	60,000.00	-	-	60,000.00
16014 Shiloh Church Road Resurfacing	Shiloh Church Road Resurfacing	Roadway Realignment	Spartanburg County	86,621.91	86,621.91	86,621.91	-
16015 Various	City of Spartanburg Resurfacing	Resurface roadways	City of Spartanburg	350,000.00	350,000.00	350,000.00	-
17002 Liberty St. / E. St. John St.	Install traffic signal at the Liberty St. / E. St. John St. Intersection	Install traffic signal	City of Spartanburg	150,000.00	-	-	150,000.00
17008 Stone Station Road	Roebuck PD Concrete Repair	Concrete Repair	Spartanburg County	6,800.00	-	-	6,800.00
17009 Hwy 14	HWY 14 Drainage Project	Drainage Repair	Spartanburg County	25,000.00	-	-	25,000.00
17010 Crescent St & Upland St	Sidewalk repair on Crescent St & Upland St	Sidewalk repair	Town of Lyman	8,900.00	8,900.00	8,900.00	-
17011 Various	FY17 Annual Resurfacing - Spartanburg County	Resurface roadways	Spartanburg County	1,884,185.60	1,046,493.68	1,046,493.68	837,691.92
17012 Various	FY17 Annual Resurfacing - Municipal 50/50	Resurface roadways	Spartanburg County	182,107.50	167,115.87	167,115.87	24,991.63
17013 Various	FY17 Annual Resurfacing - City of Spartanburg	Resurface roadways	City of Spartanburg	350,000.00	-	-	350,000.00

TOTALS: \$ 5,485,199.44 \$ 3,461,332.00 \$ 1,817,348.31 \$ 2,023,867.44

EXPENDITURES FOR LOCAL PROJECTS AS PERCENT OF RECURRING FUNDS RECEIVED FOR PERIOD OF JULY 1, 2016 THROUGH JUNE 30, 2017 = 53.41%

STATE ROAD PROJECTS

ROAD - ROUTE	PROJECT DESCRIPTION	WORK TYPE	RESPONSIBLE AGENCY	BUDGET	EXPENDITURES	CURRENT FISCAL YEAR EXPENDITURES	REMAINING BUDGET
07022 Various	Sidewalk Installation in Pacolet	Sidewalks	Town	67,865.00	40,400.00	-	27,465.00
10027 SC 9	Hwy 9 Roadside Improvements & Signage	Roadside Improvements and Welcome Sign	Bolling Springs Beautification Committee	13,743.00	13,743.00	585.00	-
12008 SC 1 @ 1636	Cannon Campground Road Turning Lanes	Construct Turning Lanes	Spartanburg County	135,000.00	15,450.00	-	119,550.00
12018 SC 150 & Sunny Acres Road	Pacolet River Gateway Roundabout	Construct Roundabout	SCDOT	60,340.00	-	-	50,360.00
13010	Connect Pacolet Gateway Riverwalk with road	Connect Pacolet River Walk with Road Construction	Town of Pacolet	287,000.00	66,815.34	50,503.25	190,184.66
13020 Town of Reidsville	Placement of Wayfinding & Historical Signage	Placement of Wayfinding & Historical Signs	Town of Reidsville	6,772.40	6,772.40	-	-
14018 S1256 & S1256	Demolish/Construct Sidewalk	Demolish and reconstruct sidewalk	City of Spartanburg	47,802.80	-	-	-
14021 Various	Install Street & Welcome Signs	Install street signs and Welcome signs	Town of Cowpens	5,553.82	5,553.82	-	47,602.80
15008 US Highway 221	Project Emerald	Road Improvements for Economic Development	Spartanburg County	250,000.00	250,000.00	160,266.56	-
16005 357 @ Tyger River Fire Department	Install Flashers @ Tyger River Fire Department	Install Flashers	SCDOT	14,300.00	14,300.00	-	-
16006 Drayton Road	Install signal and crosswalk @ Drayton Lofts	Install signal & crosswalk	SCDOT	48,735.00	11,400.00	2,713.00	38,335.00
16010 Various	SCDOT Resurfacing	Resurface roadways	SCDOT	711,000.00	711,000.00	711,000.00	-
16011 N. Pine St / E. Cleveland St.	Intersection Improvement @ N. Pine, E. Cleveland, & Beament Mill	Intersection Improvements	City of Spartanburg	71,125.00	71,125.00	-	-
17003 Drayton Road	Shortage for Drayton Road Project 16006	Install signal & crosswalk	SCDOT	70,000.00	-	-	70,000.00
17005 US 28 / Shoresbrook Drive	Median paving	Median paving	Spartanburg County	120,188.00	-	-	120,188.00
17008	Pacolet River Passage Gateway Project	Roadback FD wardning signs/flashers	Spartanburg County	81,601.00	-	-	81,601.00
17007 Stone Station Road	Concrete apron repair	Concrete apron repair	Spartanburg County	11,000.00	-	-	11,000.00
17014	FY17 Annual Resurfacing - SCDOT	Resurface roadways	SCDOT	823,848.60	632,914.60	632,914.60	196,885.00
17015 Compton Bridge Road	Compton Bridge Road	Resurface roadways	SCDOT	290,000.00	-	-	290,000.00

TOTALS: \$ 3,052,796.62 \$ 1,869,474.16 \$ 1,663,420.43 \$ 1,223,322.46

48.9%

EXPENDITURES FOR STATE PROJECTS AS PERCENT OF RECURRING FUNDS RECEIVED FOR PERIOD OF JULY 1, 2016 THROUGH JUNE 30, 2017 =

CTC Chairman:  (Signature)

Date: 12/6/17

2017 SPARTANBURG COUNTY CTC ANNUAL C FUND REPORT
 JULY 1, 2016 - JUNE 30, 2017
 SFY 15-16 NON-RECURRING FUNDS (H,4230)

INCOME AND EXPENSES

Balance of Funds as of July 1, 2016	\$ 7,712,138
Income:	
Funds Received for Period July 1, 2016 through June 30, 2017	212,186
Total Income	212,186

Expenses:

State Road Project Expenditures	
Total Expenditures	6,400,396
Balance of Funds as of June 30, 2017	\$ 1,523,928

FUNDING COMMITMENTS

State Road Projects	1,523,927
Total Committed Funds	1,523,927
Total Uncommitted Funds Available for New Projects	\$ (0)

Uncommitted Funds as Percent of Total Income = 0.0%

STATE ROAD PROJECTS

ROAD - ROUTE	PROJECT DESCRIPTION	WORK TYPE	RESPONSIBLE AGENCY	BUDGET	EXPENDITURES	CURRENT FISCAL YEAR EXPENDITURES	REMAINING BUDGET
16002 Various	State Secondary Rd Non-Recurring Funds	Resurfacing	Spartanburg County	\$ 9,925,188.46	\$ 8,401,271.38	\$ 6,267,406.26	\$ 1,523,927.08
17004 Various	State Secondary Rd Non-Recurring Funds	Resurfacing	Spartanburg County	132,990.00	132,990.00	132,990.00	-
TOTALS:				\$ 10,058,188.46	\$ 8,534,261.38	\$ 6,400,396.26	\$ 1,523,927.08

EXPENDITURES FOR STATE PROJECTS AS PERCENT OF TOTAL INCOME = 3016.4%

CTC Chairman: 
(Signature)

Date: 12/6/17

2017 SPARTANBURG COUNTY CTC ANNUAL C FUND REPORT

JULY 1, 2016 - JUNE 30, 2017

SFY 16-17 NON-RECURRING FUNDS (P117.135)

INCOME AND EXPENSES

Balance of Funds as of July 1, 2016 \$ -
Income:
Funds Received for Period July 1, 2016 through June 30, 2017 2,244,760
Total Income 2,244,760

Expenses:

State Road Project Expenditures 1,024,462
Total Expenditures 1,024,462
Balance of Funds as of June 30, 2017 \$ 1,220,299

FUNDING COMMITMENTS

State Road Projects 1,220,298
Total Committed Funds 1,220,298
Total Uncommitted Funds Available for New Projects \$ -

Uncommitted Funds as Percent of Total Income = 0.0%

STATE ROAD PROJECTS


ROAD - ROUTE	PROJECT DESCRIPTION	WORK TYPE	RESPONSIBLE AGENCY	BUDGET	EXPENDITURES	CURRENT FISCAL YEAR EXPENDITURES	REMAINING BUDGET
--------------	---------------------	-----------	--------------------	--------	--------------	----------------------------------	------------------

17004 Various

State Secondary Rd Non-Recurring Funds Resurfacing Spartanburg County \$ 2,244,759.30 \$ 1,024,461.57 \$ 1,024,461.57 \$ 1,220,297.73

TOTALS: \$ 2,244,759.30 \$ 1,024,461.57 \$ 1,024,461.57 \$ 1,220,297.73

EXPENDITURES FOR STATE PROJECTS AS PERCENT OF TOTAL INCOME = 45.6%

CTC Chairman:  _____
(Signature)

Date: 12/6/17 _____

Sumter County ANNUAL C FUND REPORT
 JULY 1, 2016 - JUNE 30, 2017

INCOME AND EXPENSES

Balance of Funds as of July 1, 2016 3,153,266.78

Income:	
Funds Received for Period July 1, 2016 through June 30, 2017	1,835,698.32
Interest Earned for Period July 1, 2016 through June 30, 2017	266.68
Total Income	1,835,965.00
Expenses:	
Administrative Expenses	0.00
Local Paving Project Expenditures	1,085,414.13
State Road Project Expenditures	1,051,860.67
State Road Match Expenditures	0.00
Total Expenditures	2,137,274.80
Balance of Funds as of June 30, 2017	2,851,956.98

FUNDING COMMITMENTS

Local Paving Projects	527,200.00
State Road Projects	39,754.61
State Road Match Projects	
Total Committed Funds	566,954.61
Total Uncommitted Funds Available for New Projects	2,285,002.37

H4230 Funds - Sumter County
FY17

H 4230 Funds - Sumter County

Balance of Funds as of July 1, 2016 \$5,083,734.18

Income: H.4230 Non-recurring Funds Received: \$0.00
Funds Received for Period July 1, 2016 through June 30, 2017 \$0.00
Interest Received for Period July 1, 2016 through June 30, 2017 \$0.00
Total Income \$0.00

Expenses:
State Road Project Expenditures \$3,404,501.84
State Road Match Expenditures \$0.00
Total Expenditures \$3,404,501.84

Balance of H.4230 Non-recurring Funds as of June 30, 2017 \$1,679,232.34

Commitments of Cash Balance for H.4230 Non-Recurring Funds:
State Road Projects ----- \$941,299.69
Total Funds Committed \$941,299.69
Total Uncommitted Balance - H.4230 Non-Recurring Funds \$737,932.65

P117.135 Funds - Sumter County
FY17

P117.135 Funds - Sumter County

Balance of Funds as of July 1, 2016 \$0.00

Income: P117.135 Non-recurring Funds Received:
Funds Received for Period July 1, 2016 through June 30, 2017 \$1,165,000.00
Interest Received for Period July 1, 2016 through June 30, 2017 \$1,874.95
Total Income \$1,166,874.95

Expenses:
State Road Project Expenditures \$924,913.14
State Road Match Expenditures \$0.00
Total Expenditures \$924,913.14

Balance of P117.135 Non-recurring Funds as of June 30, 2017 \$241,961.81

Commitments of Cash Balance for P117.135 Non-Recurring Funds:
State Road Projects -----
Total Funds Committed -----
Total Uncommitted Balance - P117.135 Non-Recurring Funds 241,961.81

York County Annual C Fund Report

July 1, 2016 - June 30, 2017

Report Date is September 30, 2017

RECURRING FUNDS

INCOME AND EXPENSES

Balance of Funds as of July 1, 2016		\$	10,202,710.01
Income:			
Funds Received for Period July 1, 2016 through June 30, 2017	\$	4,492,740.39	
Interest Earned for Period July 1, 2016 through June 30, 2017	\$	102,444.67	
Uncommitted Balance Returned	\$	136,112.73	
Total Income	\$		4,731,297.79

Expenses:

Administrative Expenses	\$	-	
Local Road Project Expenditures	\$	3,242,508.73	
State Road Project Expenditures	\$	517,079.04	
State Road Match Expenditures	\$	-	
Total Expenditures			<u>\$3,759,587.77</u>
Balance of Funds as of June 30, 2017	\$		11,174,420.03

FUNDING COMMITMENTS

Local Paving Projects	\$	5,320,293.82	
State Road Projects	\$	1,739,167.53	
State Road Match Projects		\$0.00	
Total Committed Funds	\$		7,059,461.35
Total Uncommitted Funds Available for New Projects	\$		4,114,958.68

PROJECTS FUNDED WITH RECURRING FUNDS - NORMAL APPORTIONMENT

Local Paving Projects in York County, SC

Local Route	Approval Year	Project Description	Work Type	Responsible Agency	Budget	Total Expenditures	Current Fiscal Year Expenditures	Remaining Budget 6/30/17
Seaside Drive	2009-2010	CF 09-10 EN	Paving	York County (EN)	\$ 14,404.00	\$ -	\$ -	\$ 14,404.00
Pendleton Street, Arlington Avenue, Glenn Street, Hagin Street, Fieldcrest Circle, Summers Glen, Aldersgate Road, Hill Top Road, Catawba Avenue	2012-2013	CF 12-13 Resurfacing	Resurfacing	City of Rock Hill (RH)	\$ 28,981.93	\$ -	\$ -	\$ 28,981.93
AO Jones, Starlight, Regent Parkway, Blowing Rock Cove, Crown Ridge, Glenview Lane, Doe Ridge	2013-2014	CF 13-14 EN Resurfacing	Resurfacing	York County (EN)	\$ 38,813.59	\$ -	\$ -	\$ 38,813.59
Cypress Road, Beaver Creek Trail, Purgatory Ridge, Brookview Road	2013-2014	CF 13-14 EN Gravel Road Paving	Paving	York County (EN)	\$ 554,768.10	\$ 20,959.90	\$ 20,959.90	\$ 533,808.20
Pelham Wood Drive, Chelveston Drive, Brentfield Drive, Breckenwood Drive, Brookpines Court, Arbor View Drive	2013-2014	CF 13-14 RH Resurfacing	Resurfacing	City of Rock Hill (RH)	\$ 446,297.27	\$ 356,199.65	\$ 356,199.65	\$ 90,097.62
Paradise Community Improvement Project	2013-2014	CF 13-14 AD	Water, Side	SCDOT	\$ 75,000.00	\$ 75,000.00	\$ 75,000.00	\$ -
Rinaldo Road, Sheffield Drive, Fleetwood Road, Erby Road, Cinda Street	2014-2015	CF 14-15 EN Gravel Road Paving	Paving	York County (EN)	\$ 625,960.00	\$ 60,870.34	\$ 60,870.34	\$ 565,089.66
East York Industrial - Gentle Court	2014-2015	CF 14-15 ED	Road Impro	York County (EN)	\$ 50,000.00	\$ -	\$ -	\$ 50,000.00
Looking Glass Lane, Chatham Avenue, Mallard Head Drive, Cape Cod Way, Nantucket Way, Sheheen Street	2014-2015	CF 14-15 RH Resurfacing	Resurfacing	City of Rock Hill (RH)	\$ 358,749.55	\$ 246,235.17	\$ 246,235.17	\$ 112,514.38

Silver Fox, Kirtidge Bay Lane, Tulagi Court, Spanish Wells, Heron Run, Neptune Landing, Cebu Court	2014-2015	CF 14-15 TC Resurfacing	Resurfacing	City of Tega Cay (TC)	\$	75,231.23	\$	-	\$	-	\$	75,231.23
Watson Street, Edgewater Way, Leeward Lane, Hollyhurst Lane, Monticello Drive, Ashford Way, Briham Place, South Atlantic Drive	2014-2015	CF 14-15 EN Resurfacing	Resurfacing	York County (EN)	\$	18,667.42	\$	-	\$	-	\$	18,667.42
District 2 Roads, District 3 Roads, District 5 Roads and Gibson Street	2015-2016	CF 15-16 PW Calcium Chloride Project	Calcium Chloride	York County (PW)	\$	1,782.66	\$	-	\$	-	\$	1,782.66
JB Comer Ballfield Parking Lot	2015-2016	CF 15-16 EN	Parking Lot	York County (EN)	\$	60,000.00	\$	250.00	\$	250.00	\$	59,750.00
Autumn Cove Traffic Improvements	2015-2016	CF 15-16 EN	Signage/ Markings	York County (PW)	\$	686.98	\$	-	\$	-	\$	686.98
Taylor Street Paving	2015-2016	CF 15-16 EN	Paving	York County (EN)	\$	45,000.00	\$	-	\$	-	\$	45,000.00
Devore Place, Stonewall Court, Gateway Blvd, Tarleton Court, Asbury Court, Milhaven Road, Hampshire Avenue, Rosewell Drive	2015-2016	CF 15-16 RH Resurfacing	Resurfacing	City of Rock Hill	\$	483,996.39	\$	361,490.29	\$	361,490.29	\$	122,506.10
Lake Vista Blvd, Caroland Dr, Horse shoe Trail, Vandora Springs Road, Knightsbridge Road, Riverfront Road, Spring Hill Court, White Ridge Drive, Kinglet Road, Belle Meade Drive, Covenant Place, Normandy Way, Creek Crossing, Hilldale Drive, Amberside Drive, Malvern Drive	2015-2016	CF 15-16 EN Resurfacing	Resurfacing	York County (EN)	\$	1,532,810.43	\$	1,337,537.29	\$	1,337,537.29	\$	195,273.14

Madison Court, Jefferson Place, Ruth Lee Court, Hemmingford Grey, Hammond Road, A O Jones Blvd, Tega Cay Dr, White St, Chestnut St, Bryant Blvd, Ridgeway Ln, Walnut Ridge Rd, Forest Dr, Waverly, Herlong	2016-2017	CF 16-17 EN Resurfacing	Resurfacing	York County (EN)	\$ 1,369,073.00	\$ 200,000.00	\$ 200,000.00	\$ 1,169,073.00
White Street	2015-2016	CF 15-16 RH	Road Impro	City of Rock Hill	\$ 225,200.00	\$ 225,200.00	\$ -	
Arva	2011-2012	CF 11-12 ED	Road Impro	City of Rock Hill	\$ 78,000.00	\$ 78,000.00	\$ 78,000.00	
Tega Cay Drive, Tega Cay Curb	2015-2016	CF 15-16 TC Resurfacing	Resurfacing	City of Tega Cay	\$ 344,057.00	\$ 268,095.33	\$ 75,961.67	
Legacy Park East Business Park, Kings Ridge Dr, E York Industrial, Schaeffler	2016-2017	CF 16-17 ED		York County (ED)	\$ 2,042,323.00	\$ -	\$ 2,042,323.00	
District 3 Roads	2016-2017	CF 16-17 Calcium Chloride Project	Calcium Chloride		\$ 15,000.00	\$ 12,670.76	\$ 2,329.24	
					\$ 8,562,802.55	\$ 3,242,508.73	\$ 5,320,293.82	

State Paving Projects in York County, SC

2014-2015	CF 14-15 EN State Resurfacing	Resurfacing	York County (EN)	\$	21,744.24	\$	21,744.24	\$	21,744.24	\$	21,744.24	\$	0.00
Inman Cross Road	CF 06-07 SC	Match Imp	SCDOT	\$	-	\$	-	\$	-	\$	-	\$	91,605.00
Hurbert Graham Parkway	CF 06-07 SC	Sidewalk	SCDOT	\$	-	\$	-	\$	-	\$	-	\$	18,000.00
Heckie Boulevard													
Grier Street, Stadium Street, Hoyle Street, Taylor Street, Blake Street, Timber Lane, Fairway Circle Bynum Street, Cummings Street, Maple Street, Smith Street, Gettys Street, Lakeview Drive, Timberlake Drive, Cherokee Avenue	CF 12-13 RH Resurfacing	Resurfacing	City of Rock Hill	\$	22,213.32	\$	-	\$	-	\$	-	\$	22,213.32
Green Street, Spruce Street, Blackburn Street, Rabbit Run, Creekwood Drive, Benfield Avenue	CF 13-14 EN Resurfacing	Resurfacing	York County (EN)	\$	59,060.28	\$	-	\$	-	\$	-	\$	59,060.28
Elm Street, Hampshire Lane, Little Mountain Road, Parkview Street, Ole Cambridge Circle, Railroad Avenue, Schuyler Avenue, Flint Street, Barnes Street, Hampton Ridge Road, Springdale Road, Woodhaven Road, Still Avenue	CF 13-14 SC Resurfacing	Resurfacing	SCDOT	\$	87,122.17	\$	-	\$	-	\$	-	\$	87,122.17
Foothills Way, Berrywood Lane, Beanguard Street, St Paul Church Road, Marion Street, Bratton Street, Maiden Lane, Broad Street, Bynum Avenue, Calhoun Street, Morningside Drive, Grayson Road, Banks Street, Oak Street, Spratt Street	CF 14-15 SC Resurfacing	Resurfacing	SCDOT	\$	65,150.59	\$	-	\$	-	\$	-	\$	65,150.59

Nottingham Drive, Aspen Lane, Moss Street, Robin Lane, Idlewild Drive, Forest Drive, Kings Court, Benson Lane, Juniper-Ferguson, Cherry Street, Fairfield Street, Laurens Street, Nims Lake	2014-2015	CF 14-15 EN State Road Resurfacing	Resurfacing	York County (EN)	\$ 561,214.91	\$ 493,707.74	\$ 493,707.74	\$ 67,507.17
Eastview Road /YPA Sidewalk	2015-2016	CF 15-16 SC	Sidewalk	SCDOT	\$ 50,000.00	\$ -	\$ -	\$ 50,000.00
Richland Street, Heckle Blvd, Dunlap Roddey Road, Liberty Hill Road, Park Drive, McGee Street, Coltharp Road, Heckle Boulevard	2015-2016	CF 15-16 SC Resurfacing	Resurfacing	SCDOT	\$ 7,000.00	\$ -	\$ -	\$ 7,000.00
Gardendale Road, Faulkner Rd (partial), Clinton Ave, Palmetto St & Belwood Dr, Potato House, Quiet Acres, Barnes St, Hensley Rd, Mosstree Ct, Lakeland Dr, Confederate St	2016-2017	CF 16-17 SC	Resurfacing	SCDOT	\$ 1,271,509.00	\$ -	\$ -	\$ 1,271,509.00
Signage	2016-2017	Dedication	Signage		\$ 1,627.06	\$ 1,627.06	\$ 1,627.06	\$ -
					\$ 2,256,246.57	\$ 517,079.04	\$ 517,079.04	\$ 1,739,167.53
TOTALS					\$ 10,819,049.12	\$ 3,759,587.77	\$ 3,759,587.77	\$ 7,059,461.35

York County Annual C Fund Report
July 1, 2016 - June 30, 2017
Report Date is September 30, 2017
SFY 16-17 NON-RECURRING FUNDS (H.4230)

<u>INCOME AND EXPENSES</u>		
Balance of Funds as of July 1, 2016		\$ 709,219.66
Income:		
Funds Received for Period July 1, 2016 through June 30, 2017	\$0.00	
Interest Earned for Period July 1, 2016 through June 30, 2017	\$ 394.30	
Total Income	\$ 394.30	
Expenses:		
Administrative Expenses	\$0.00	
Local Road Project Expenditures	\$0.00	
State Road Project Expenditures	\$0.00	
State Road Match Expenditures	\$0.00	
Total Expenditures	<u>\$0.00</u>	
Balance of Funds as of June 30, 2017		<u>\$ 709,613.96</u>

<u>FUNDING COMMITMENTS</u>	
Local Paving Projects	\$0.00
State Road Projects	\$ 272,500.00
State Road Match Projects	\$0.00
Total Committed Funds	<u>\$ 272,500.00</u>
Total Uncommitted Funds Available for New Projects	<u>\$ 437,113.96</u>


PROJECTS FUNDED WITH NON-RECURRING FUNDS (H.4230)

State Paving Projects in York County, SC

Road-Route	Approval Year	Project Description	Work Type	Responsible Agency	Budget	Expenditures	Current Fiscal Year Expenditures	June 30, 2017 Remaining Budget
Hensley Rd East, Grier St	2016-2017	Resurfacing S-242, S-1163	Resurfacing	SCDOT	\$272,500.00	\$0.00	\$0.00	\$272,500.00

TOTALS \$ 272,500.00 \$ - \$ - \$ 272,500.00

EXPENDITURES FOR STATE ROAD PAVING PROJECTS AS P

CTC CHAIRMAN: 

DATE: 12/08/17

York County Annual C Fund Report
July 1, 2016 - June 30, 2017
Report Date is September 30, 2017
SFY 16-17 NON-RECURRING FUNDS (P117.135)

<u>INCOME AND EXPENSES</u>	
Balance of Funds as of July 1, 2016	\$ -
Income:	
Funds Received for Period July 1, 2016 through June 30, 2017	\$ 1,635,000.00
Interest Earned for Period July 1, 2016 through June 30, 2017	\$ 19,000.00
SCDOT C-Fund refund	\$ 2,631.45
Total Income	\$ 1,656,631.45
Expenses:	
Administrative Expenses	
Local Road Project Expenditures	\$0.00
State Road Project Expenditures	\$0.00
State Road Match Expenditures	\$0.00
Total Expenditures	<u>\$0.00</u>
Balance of Funds as of June 30, 2017	<u>\$ 1,656,631.45</u>

<u>FUNDING COMMITMENTS</u>	
Local Paving Projects	\$0.00
State Road Projects	\$911,000.00
State Road Match Projects	\$0.00
Total Committed Funds	<u>\$ 911,000.00</u>
Total Uncommitted Funds Available for New Projects	<u>\$ 745,631.45</u>

PROJECTS FUNDED WITH NON-RECURRING FUNDS (P117.135)


State Paving Projects in York County, SC

Approval Year	Project Description	Work Type	Responsible Agency	Budget	Expenditures	Current Fiscal Year Expenditures	June 30, 2017 Remaining Budget
2016-2017	Resurfacing Hwy 97, S-501, S-405, S-242, S-1523, S-124, S-269	Resurfacing	SCDOT	\$ 911,000.00	\$0.00	\$0.00	\$911,000.00

TOTALS \$ 911,000.00 \$0.00 \$0.00 \$ 911,000.00

EXPENDITURES FOR STATE ROAD PAVING PROJECTS A:

CTC CHAIRMAN:



DATE:

12/08/17

ABBEVILLE COUNTY - CTC ANNUAL C FUND REPORT
JULY 1, 2016 - JUNE 30, 2017
RECURRING FUNDS

Balance of Funds as of July 1, 2016		\$ 1,265,832.91
Income:		
Funds Received for Period July 1, 2016 through June 30, 2017	\$ 930,024.47	
Interest Earned for Period July 1, 2016 through June 30, 2017	\$ 20,779.86	
Total Income		\$ 950,804.33
Expenses:		
3% Administrative Fees - FY 16-17	\$ (27,098.56)	
Local Paving Project Expenditures	\$ (255,865.06)	
State Road Project Expenditures	\$ (250,721.51)	
Total Expenditures		\$ (533,685.13)
Balance of Funds as of June 30, 2017		\$ 1,682,952.11
Funding Commitments:		
Local Paving Projects	\$ 1,019,441.23	
State Road Projects	\$ 433,795.29	
Total Committed Funds		\$ 1,453,236.52
Total Uncommitted Funds Available for New Projects		\$ 229,715.59

PAGE 2 PROJECTS FUNDED WITH RECURRING FUNDS

LOCAL PAVING PROJECTS

Project ID#	PROJECT DESCRIPTION	WORK TYPE	RESPONSIBLE AGENCY	BUDGET	TOTAL EXPENDITURES	CURRENT FISCAL YEAR EXPENDITURES	REMAINING BUDGET	PROJECT STATUS
P028447	Purchase road maintenance materials	Materials	County	\$ 149,989.27	\$ 149,989.27	\$ 1,080.84	\$ (0.00)	Closed
P029238	Materials for the county to use on dirt roads	Materials	County	\$ 149,932.19	\$ 149,932.19	\$ 91,184.66	\$ -	Closed
P029239	Pave the entrance to the county maintenance shop & fuel station	Paving	County	\$ 16,000.00	\$ 13,559.00	\$ -	\$ 2,441.00	
P029851	Pave Pine Ln.	Paving	County	\$ 185,000.00	\$ 49,711.27	\$ 40,311.27	\$ 135,288.73	
P029852	Road improvements to Austin Rd, Westwood Rd, Hanover Rd, Hanover Ct, Rivers Way, Timberland Tr, Flatwood Farm Cr, LB Chadwick Rd, Teakwood Dr, McCall Rd, Bratcher Rd & Golden Acres Dr	Road Improvements	County	\$ 250,000.00	\$ 3,500.00	\$ 3,500.00	\$ 246,500.00	
P030431	Materials for road maintenance	Materials	County	\$ 150,000.00	\$ 91,088.50	\$ 91,088.50	\$ 58,911.50	
P030432	Pave Malone Rd.	Paving	County	\$ 250,000.00	\$ 7,500.00	\$ 7,500.00	\$ 242,500.00	
P031890	Install 5 Solar powered Street Lights on Blue Hole Rd pursuant to SFY 16-17 proviso 84.15	Improvement - lights	Town of Calhoun Falls	\$ 25,000.00	\$ 21,200.00	\$ 21,200.00	\$ 3,800.00	
P033621	Purchase road maintenance materials	Materials	County	\$ 150,000.00	\$ -	\$ -	\$ 150,000.00	
P034689	Blue Falls Trail Project - constructing bicycle trails on abandoned railroad paralleling SC-81	Improvements	Town of Calhoun Falls	\$ 180,000.00	\$ -	\$ -	\$ 180,000.00	
TOTALS				\$ 1,505,901.46	\$ 486,480.23	\$ 255,865.06	\$ 1,019,441.23	

EXPENDITURES FOR LOCAL PAVING PROJECTS AS PERCENT OF TOTAL INCOME: 27.54%

STATE ROAD PROJECTS

Project ID#	PROJECT DESCRIPTION	WORK TYPE	RESPONSIBLE AGENCY	BUDGET	EXPENDITURES	CURRENT FISCAL YEAR EXPENDITURES	REMAINING BUDGET	PROJECT STATUS
P027056	Full depth patch & chip seal S-354, S-355, S-564, S-63, S-479, S-526 & S-527	Resurface	SCDOT	\$ 524,885.06	\$ 437,298.43	\$ 181,427.80	\$ 87,386.63	
P029492	Improvement to sidewalk at the intersection of SC-72 & SC-81.	Improvements	Calhoun Falls	\$ 58,000.00	\$ 58,000.00	\$ 58,000.00	\$ -	Closed
P030165	Resurface S-570, S-571 & S-572	Resurface	SCDOT	\$ 180,702.57	\$ 11,293.91	\$ 11,293.91	\$ 169,408.66	
P032432	Resurface S-420 & S-421	Resurface	SCDOT	\$ 177,000.00	\$ -	\$ -	\$ 177,000.00	
TOTALS				\$ 940,387.63	\$ 506,592.34	\$ 250,721.51	\$ 433,785.29	

EXPENDITURES FOR STATE ROAD PROJECTS AS PERCENT OF TOTAL INCOME: 23.12%

ABBEVILLE COUNTY - CTC ANNUAL C FUND REPORT
JULY 1, 2016 - JUNE 30, 2017
SFY 2015 - 2016 NON-RECURRING FUNDS (H.4230)

Balance of Funds as of July 1, 2016	\$	2,591,425.53
Income:		
Funds Received for Period July 1, 2016 through June 30, 2017	\$	-
Interest Earned for Period July 1, 2016 through June 30, 2017	\$	40,531.43
Total Income	\$	<u>40,531.43</u>
Expenses:		
State Road Project Expenditures	\$	<u>(132,076.50)</u>
Total Expenditures	\$	(132,076.50)
Balance of Funds as of June 30, 2017	\$	2,499,880.46
Funding Commitments:		
State Road Projects	\$	<u>2,492,972.30</u>
Total Commitments	\$	2,492,972.30
Total Uncommitted Funds Available for New Projects	\$	6,908.16

STATE ROAD PROJECTS

Project ID#	PROJECT DESCRIPTION	WORK TYPE	RESPONSIBLE AGENCY	BUDGET	EXPENDITURES	CURRENT FISCAL YEAR EXPENDITURES	REMAINING BUDGET	PROJECT STATUS
P030178	Resurface S-32, S-133, S-52, S-51, S-84, S-454 & S-455	Resurface	SCDOT	\$ 2,113,224.05	132,076.50	\$ 132,076.50	\$ 1,981,147.55	
P032433 (B)	Resurface Keowee Rd (S-24) for 3.9 miles	Resurface	SCDOT	\$ 511,824.75	-	\$ -	\$ 511,824.75	
TOTALS				\$ 2,625,048.80	\$ 132,076.50	\$ 132,076.50	\$ 2,492,972.30	

ABBEVILLE COUNTY - CTC ANNUAL C FUND REPORT
JULY 1, 2016 - JUNE 30, 2017
SFY 2016 - 2017 NON-RECURRING FUNDS (P117.135)

Balance of Funds as of July 1, 2016	\$	-	
Income:			
Funds Received for Period July 1, 2016 through June 30, 2017	\$	615,000.00	
Interest Earned for Period July 1, 2016 through June 30, 2017	\$	9,265.72	
Total Income	\$	<u>624,265.72</u>	
Expenses:			
State Road Project Expenditures	\$	-	
Total Expenditures	\$	<u>-</u>	
Balance of Funds as of June 30, 2017	\$	624,265.72	
Funding Commitments:			
State Road Projects	\$	(613,175.25)	
Total Commitments	\$	<u>(613,175.25)</u>	
Total Uncommitted Funds Available for New Projects	\$	11,090.47	

STATE ROAD PROJECTS

Project ID#	PROJECT DESCRIPTION	WORK TYPE	RESPONSIBLE AGENCY	BUDGET	EXPENDITURES	CURRENT FISCAL YEAR EXPENDITURES	REMAINING BUDGET	PROJECT STATUS
P032433 (A)	Resurface Keowee Rd (S-24) for 3.9 miles	Resurface	SCDOT	\$ 613,175.25	\$ -	\$ -	\$ 613,175.25	

TOTALS \$ 613,175.25 \$ - \$ - \$ 613,175.25



Certified True and Correct
Batina Feaster, C Program Manager

Batina Feaster
Signature

8-28-2017
Date

AIKEN COUNTY - CTC ANNUAL C FUND REPORT
 JULY 1, 2016 - JUNE 30, 2017
 RECURRING FUNDS

Balance of Funds as of July 1, 2016 **\$ 11,455,754.45**

Income:		
	Funds Received for Period July 1, 2016 through June 30, 2017	\$ 2,722,664.99
	Interest Earned for Period July 1, 2016 through June 30, 2017	\$ 178,363.19
	Funds Received from Aiken School Dist. - PCN P028151	\$ 165,000.00
	Donor Bonus FY 16	\$ 111,448.86
	Total Income	\$ 3,177,477.04

Expenses:		
	3% Administrative Fees - FY 16-17	\$ (89,682.34)
	Local Paving Project Expenditures	\$ (849,684.76)
	State Road Project Expenditures	\$ (1,183,486.87)
	Total Expenditures	\$ (2,122,853.97)

Balance of Funds as of June 30, 2017 **\$ 12,510,377.52**

Funding Commitments:		
	Local Paving Projects	\$ 1,813,078.88
	State Road Projects	\$ 5,179,836.46
	Total Committed Funds	\$ 6,992,915.34

Total Uncommitted Funds Available for New Projects **\$ 5,517,462.18**

LOCAL PAVING PROJECTS

Project ID#	PROJECT DESCRIPTION	WORK TYPE	RESPONSIBLE AGENCY	BUDGET	TOTAL EXPENDITURES	CURRENT FISCAL YEAR EXPENDITURES	REMAINING BUDGET	PROJECT STATUS
6042388	Pave Cobblestone Rd.	Paving	County	\$ 425,661.59	\$ 425,661.59	\$ 263,632.10	\$ -	Closed
P027240	Pave Centenwood Rd.	Paving	County	\$ 364,282.64	\$ 364,282.64	\$ 73,810.33	\$ -	Closed
P027241	Pave CNW Road	Paving	County	\$ 194,234.00	\$ 95,858.78	\$ 59,667.49	\$ 108,375.22	
P027244	Pave Thomas Ln.	Paving	County	\$ 85,000.00	\$ 34,584.88	\$ 16,591.24	\$ 50,415.12	
P027748	Pave Byrnes St.	Paving	County	\$ 109,882.60	\$ 85,722.02	\$ 70,010.39	\$ 24,160.58	
P027960	Pave Lee St.	Paving	County	\$ 82,500.00	\$ 25,436.15	\$ 8,049.24	\$ 57,063.85	
P027961	Pave Simmons Heritage Cr.	Paving	County	\$ 320,000.00	\$ 212,497.71	\$ 187,926.37	\$ 107,502.29	
P028808	Pave Mountain Laurel Dr.	Paving	County	\$ 249,460.08	\$ 48,006.15	\$ 15,777.37	\$ 201,453.93	
P028809	Pave Barefoot Rd	Paving	County	\$ 612,300.00	\$ 60,392.26	\$ 55,539.35	\$ 551,907.74	
P029666	Repair & Resurface Old Vacluse Rd.	Resurfacing	County	\$ 94,507.98	\$ 94,507.98	\$ 90,891.03	\$ -	Closed
P030813	Pave Forrest Dr (excluding replacing fence)	Paving	County	\$ 720,000.00	\$ 7,799.85	\$ 7,799.85	\$ 712,200.15	
TOTALS				\$ 3,257,828.89	\$ 1,444,750.01	\$ 849,684.76	\$ 1,813,078.88	

31.47%

EXPENDITURES FOR LOCAL PAVING PROJECTS AS PERCENT OF TOTAL INCOME:

STATE ROAD PROJECTS

Project ID#	PROJECT DESCRIPTION	WORK TYPE	RESPONSIBLE AGENCY	BUDGET	EXPENDITURES	CURRENT FISCAL YEAR EXPENDITURES	REMAINING BUDGET	PROJECT STATUS
0039771	Construct pedestrian bridge over SC-118	Enhancement	SCDOT	\$ 500,000.00	\$ 500,000.00	\$ -	\$ -	
0041797	Intersection Improvement at Sudlow Lake Rd.	Intersection imp.	SCDOT	\$ 1,272,532.68	\$ 422,409.21	\$ 329,906.07	\$ 850,123.47	
0042063	Williston at Silver Bluff	Intersection imp.	SCDOT	\$ 204,070.08	\$ 84,070.08	\$ -	\$ 120,000.00	
0042064	Branch at Pine Log	Intersection imp.	SCDOT	\$ 255,500.00	\$ 190,500.00	\$ 100,500.00	\$ 75,000.00	
0042065	Intersection Improvement at S-145 & S-65, Storm Edgfield Rd at Leecompte	Intersection imp.	SCDOT	\$ 516,566.00	\$ 516,566.00	\$ 361,566.00	\$ -	
0042755	Intersection Improvement at Cooks Bridge & Wire Rd.	Improvements	SCDOT	\$ 678,378.73	\$ 51,095.00	\$ 3,410.00	\$ 627,283.73	
P027598	PE for intersection of SC-19 & S-26	Improvements	SCDOT	\$ 36,975.00	\$ 36,975.00	\$ -	\$ -	
P027599	PE for Bettis Academy Rd (S-144) and Whaley Pond Rd (S-780)	Improvements	SCDOT	\$ 41,365.00	\$ 41,365.00	\$ -	\$ -	
P027602	Annual allocation for the City of Aiken	Resurface	SCDOT	\$ 421,513.28	\$ 396,307.65	\$ -	\$ 35,205.63	
P027979	Resurface S-336 S-354, S-385, S-405, S-731 etc	Resurface	SCDOT	\$ 1,139,896.97	\$ 922,868.92	\$ -	\$ 217,028.05	
P028151	Intersection Improvement at Bettis Academy Rd S-114) and Ascauga Lake Rd (S-33)	Improvements	SCDOT	\$ 1,737,605.55	\$ 119,498.00	\$ -	\$ 1,618,107.55	

Page 3 STATE ROAD PROJECTS (CONTINUED)

Project ID#	PROJECT DESCRIPTION	WORK TYPE	RESPONSIBLE AGENCY	BUDGET	EXPENDITURES	CURRENT FISCAL YEAR EXPENDITURES	REMAINING BUDGET	PROJECT STATUS
P028838	Design & install ADA compliant sidewalk, crosswalks & curbing along SC-19.	Enhancement	SCDOT	\$ 50,000.00	\$ 50,000.00	\$ -	\$ -	PROJECT STATUS
P028994	Annual allocation City of N. Augusta	Resurface	City N Augusta	\$ 257,952.41	\$ 257,952.41	\$ 237,684.15	\$ -	
P029788	Whiskey Rd. Corridor Study	Corridor Study	Aiken Co	\$ 70,000.00	\$ -	\$ -	\$ 70,000.00	
P030008	Dedication along SC-39 at the Northern & Southern Entrances to the Town of Saaley "Luke Parsons 2015 US Kids Golf"	Dedication	SCDOT	\$ 500.00	\$ 500.00	\$ 500.00	\$ -	Closed
P030314 (B)	Repair & Resurface Beech Island Ave (S-781) and Chime Bell Church Rd (S-816)	Resurface	SCDOT	\$ 7,078.85	\$ 7,078.85	\$ 7,078.85	\$ -	
P030315	FY16/17 allocation (10%) to City of N. Augusta	Resurface	City N Augusta	\$ 267,489.81	\$ 142,841.80	\$ 142,841.80	\$ 124,648.01	
P030316	FY 16/17 Allocation City of Aiken	Resurface	SCDOT	\$ 201,095.80	\$ -	\$ -	\$ 201,095.80	
P031971	Resurface S-97, S-341, S-482, S-805, S-807, S-1067, S-1466, S-1943, S-1944, S-2166, S-2171, S-2061, S-1764, S-2164 and L-3145	Resurface	SCDOT	\$ 1,231,504.22	\$ -	\$ -	\$ 1,231,504.22	
P032259	TAP match - sidewalks on SC-19 in New Ellenton	Sidewalks	SCDOT	\$ 9,840.00	\$ -	\$ -	\$ 9,840.00	

TOTALS \$ 8,899,664.38 \$ 3,720,027.92 \$ 1,183,486.87 \$ 5,179,836.46

EXPENDITURES FOR STATE ROAD PROJECTS AS PERCENT OF TOTAL INCOME: 77.24%

AIKEN COUNTY - CTC ANNUAL C FUND REPORT
 JULY 1, 2016 - JUNE 30, 2017
 SFY 2015 - 2016 NON-RECURRING FUNDS (H.4230)

Balance of Funds as of July 1, 2016 **\$ 6,202,638.16**

Income:	Funds Received for Period July 1, 2016 through June 30, 2017	\$ -
	Interest Earned for Period July 1, 2016 through June 30, 2017	\$ 68,344.33
	Total Income	\$ 68,344.33

Expenses:	State Road Project Expenditures	\$ 3,615,742.36
	Total Expenditures	\$ 3,615,742.36

Balance of Funds as of June 30, 2017 **\$ 2,655,240.13**

Funding Commitments:	State Road Projects	\$ 2,555,954.73
	Total Commitments	\$ 2,555,954.73

Total Uncommitted Funds Available for New Projects **\$ 99,285.40**

STATE ROAD PROJECTS

Project ID#	PROJECT DESCRIPTION	WORK TYPE	RESPONSIBLE AGENCY	BUDGET	EXPENDITURES	CURRENT FISCAL YEAR EXPENDITURES	REMAINING BUDGET	PROJECT STATUS
P029183	Resurface Ascauga Lake Rd (S-33) & Langley Dam Rd (S-254)	Resurface	SCDOT	\$ 2,302,488.03	\$ 2,227,656.78	\$ 911,193.05	\$ 74,831.25	
P029696	Resurface all or a portion of S-26, S-49, S-68, S-607, S-691, S-225, S-1671, S-1760 & S-153	Resurface	SCDOT	\$ 5,125,921.75	\$ 2,644,798.27	\$ 2,324,428.16	\$ 2,481,123.48	
P030314 (A)	Repair & Resurface Beech Island Ave (S-781) and Chime Bell Church Rd (S-816)	Resurface	SCDOT	\$ 380,121.15	\$ 380,121.15	\$ 380,121.15	\$ -	

TOTALS \$ 7,808,530.93 \$ 5,252,576.20 3,615,742.36 2,555,984.73

AIKEN COUNTY - CTC ANNUAL C FUND REPORT
 JULY 1, 2016 - JUNE 30, 2017
 SFY 2016 - 2017 NON-RECURRING FUNDS (P117.135)

Balance of Funds as of July 1, 2016	\$	-
Income:		
Funds Received for Period July 1, 2016 through June 30, 2017	\$	1,795,000.00
Interest Earned for Period July 1, 2016 through June 30, 2017	\$	27,043.82
Total Income	\$	<u>1,822,043.82</u>
Expenses:		
State Road Project Expenditures	\$	-
Total Expenditures	\$	<u>-</u>
Balance of Funds as of June 30, 2017	\$	1,822,043.82
Funding Commitments:		
State Road Projects	\$	1,622,727.60
Total Commitments	\$	<u>1,622,727.60</u>
Total Uncommitted Funds Available for New Projects	\$	199,316.22

STATE ROAD PROJECTS

Project ID#	PROJECT DESCRIPTION	WORK TYPE	RESPONSIBLE AGENCY	BUDGET	EXPENDITURES	CURRENT FISCAL YEAR EXPENDITURES	REMAINING BUDGET	PROJECT STATUS
P030812	Resurface two portions Atomic Rd. (SC-125)	Resurface	SCDOT	\$ 1,622,727.60	\$ -	\$ -	\$ 1,622,728	
				\$ -	\$ -	\$ -	\$ -	

TOTALS \$ 1,622,727.60 \$ - \$ 1,622,727.60



Certified True and Correct
Batina Feaster, C Program Manager

Batini Feaster
Signature

8.28.2017

Date

ALLENDALE COUNTY - CTC ANNUAL C FUND REPORT
 JULY 1, 2016 - JUNE 30, 2017
 RECURRING FUNDS

Balance of Funds as of July 1, 2016	\$ 2,413,173.12
Income:	
Funds Received for Period July 1, 2016 through June 30, 2017	\$ 591,413.33
Interest Earned for Period July 1, 2016 through June 30, 2017	\$ 37,729.11
Total Income	<u>\$ 629,142.44</u>
Expenses:	
3% Administrative Fees - FY 16-17	\$ (18,179.36)
Local Paving Project Expenditures	\$ (184,779.62)
State Road Project Expenditures	\$ (37,417.17)
Total Expenditures	<u>\$ (240,376.15)</u>
Balance of Funds as of June 30, 2017	\$ 2,801,939.41
Funding Commitments:	
Local Paving Projects	\$ 216,608.80
State Road Projects	\$ 1,167,935.28
Total Committed Funds	<u>\$ 1,384,544.08</u>
Total Uncommitted Funds Available for New Projects	\$ 1,417,395.33

LOCAL PAVING PROJECTS

Project ID#	PROJECT DESCRIPTION	WORK TYPE	RESPONSIBLE AGENCY	BUDGET	TOTAL EXPENDITURES	CURRENT FISCAL YEAR EXPENDITURES	REMAINING BUDGET	PROJECT STATUS
6042785	Purchase Crusher Run for County Rd maintenance	Material	County	\$ 131,320.00	\$ 128,545.79	\$ -	\$ 2,774.21	
P026884	Repair Various City & County dirt street	Repair	County	\$ 200,000.00	\$ 107,854.41	\$ 69,722.12	\$ 92,145.59	
P026919	Western Carolina Higher Education Com - pave parking lot	Paving	Western Carolina Higher Education Com	\$ 68,965.50	\$ 68,965.50	\$ 68,965.50	\$ -	Closed
P028239	Open up Boo-Ga-Loo Rd. New r/r crossing & repair roadway	Repair	County	\$ 235,400.00	\$ 113,711.00	\$ 46,092.00	\$ 121,688.00	
TOTALS				\$ 635,685.50	\$ 418,076.70	\$ 184,779.62	\$ 216,608.80	

EXPENDITURES FOR LOCAL PAVING PROJECTS AS PERCENT OF TOTAL INCOME: 31.18%

STATE ROAD PROJECTS

Project ID#	PROJECT DESCRIPTION	WORK TYPE	RESPONSIBLE AGENCY	BUDGET	EXPENDITURES	CURRENT FISCAL YEAR EXPENDITURES	REMAINING BUDGET
P028190	Resurface S-434, S-27,S-615,S-171,S-172,S-301, S-302, S-308, S-495, S-190CE1 & S-190	Resurface	SCDOT	\$ 598,674.73	\$ 37,417.17	\$ 37,417.17	\$ 561,257.56
P029884 (B)	Resurface S-346,S-47,S-18,S-56,S-170,S-19 and S-47	Resurface	SCDOT	\$ 606,677.72	\$ -	\$ -	\$ 606,677.72
TOTALS				\$ 1,205,352.45	\$ 37,417.17	\$ 37,417.17	\$ 1,167,935.28

EXPENDITURES FOR STATE ROAD PROJECTS AS PERCENT OF TOTAL INCOME: 44.02%

ALLENDALE COUNTY - CTC ANNUAL C FUND REPORT
 JULY 1, 2016 - JUNE 30, 2017
 SFY 2015 - 2016 NON-RECURRING FUNDS (H.4230)

Balance of Funds as of July 1, 2016	\$ 1,698,581.44
Income:	
Funds Received for Period July 1, 2016 through June 30, 2017	\$ -
Interest Earned for Period July 1, 2016 through June 30, 2017	\$ 26,164.76
Total Income	<u>\$ 26,164.76</u>
Expenses:	
State Road Project Expenditures	\$ 144,078.70
Total Expenditures	<u>\$ 144,078.70</u>
Balance of Funds as of June 30, 2017	\$ 1,580,667.50
Funding Commitments:	
State Road Projects	\$ 1,554,502.74
Total Commitments	<u>\$ 1,554,502.74</u>
Total Uncommitted Funds Available for New Projects	\$ 26,164.76

STATE ROAD PROJECTS

Project ID#	PROJECT DESCRIPTION	WORK TYPE	RESPONSIBLE AGENCY	BUDGET	EXPENDITURES	CURRENT FISCAL YEAR EXPENDITURES	REMAINING BUDGET	PROJECT STATUS
P029884	Resurface S-346,S-47,S-18,S-56,S-170,S-19 and S-47	Resurface	SCDOT	\$ 1,698,581.44	\$ 144,078.70	\$ 144,078.70	\$ 1,554,502.74	
TOTALS				\$ 1,698,581.44	\$ 144,078.70	-	\$ 1,554,502.74	

ALLENDALE COUNTY - CTC ANNUAL C FUND REPORT
 JULY 1, 2016 - JUNE 30, 2017
 SFY 2016 - 2017 NON-RECURRING FUNDS (P117.135)

Balance of Funds as of July 1, 2016	\$	-
Income:		
Funds Received for Period July 1, 2016 through June 30, 2017	\$	390,000.00
Interest Earned for Period July 1, 2016 through June 30, 2017	\$	5,875.80
Total Income	\$	<u>395,875.80</u>
Expenses:		
State Road Project Expenditures	\$	-
Total Expenditures	\$	<u>-</u>
Balance of Funds as of June 30, 2017	\$	395,875.80
Funding Commitments:		
State Road Projects	\$	-
Total Commitments	\$	<u>-</u>
Total Uncommitted Funds Available for New Projects	\$	395,875.80

STATE ROAD PROJECTS

Project ID#	PROJECT DESCRIPTION	WORK TYPE	RESPONSIBLE AGENCY	BUDGET	EXPENDITURES	CURRENT FISCAL YEAR EXPENDITURES	REMAINING BUDGET	PROJECT STATUS
				\$ -	\$ -	\$ -	\$ -	
TOTALS				\$ -	\$ -	\$ -	\$ -	



Certified True and Correct
 Batina Feaster, C Program Manager

Batina Feaster
 Signature

8.28.2017
 Date

BAMBERG COUNTY - CTC ANNUAL C FUND REPORT
 JULY 1, 2016 - JUNE 30, 2017
 RECURRING FUNDS

Balance of Funds as of July 1, 2016		\$ 2,117,098.28
Income:		
Funds Received for Period July 1, 2016 through June 30, 2017	\$ 674,170.57	
Interest Earned for Period July 1, 2016 through June 30, 2017	\$ 31,991.61	
Total Income		\$ 706,162.18
Expenses:		
3% Administrative Fees - FY 16-17	\$ (20,620.73)	
Local Paving Project Expenditures	\$ (257,671.90)	
State Road Project Expenditures	\$ (189,101.22)	
Total Expenditures		\$ (467,393.85)
Balance of Funds as of June 30, 2017		\$ 2,355,866.61
Funding Commitments:		
Local Paving Projects	\$ 1,152,745.30	
State Road Projects	\$ 1,316,860.01	
Total Committed Funds		\$ 2,469,605.31
Total Uncommitted Funds Available for New Projects		\$ (113,738.70)

LOCAL PAVING PROJECTS

Project ID#	PROJECT DESCRIPTION	WORK TYPE	RESPONSIBLE AGENCY	BUDGET	TOTAL EXPENDITURES	CURRENT FISCAL YEAR EXPENDITURES	REMAINING BUDGET	PROJECT STATUS
P027603	PE for Daily Rd between US-321 & Sykes Rd.	Paving	County	\$ 545,400.00	\$ 79,563.00	\$ -	\$ 465,837.00	
P029921	Grading, Drainage & Asphalt Improvements to Suirny Brook Ln	Grading	County	\$ 175,000.00	\$ 152,831.00	\$ 119,331.00	\$ 22,169.00	
P029922	Parking Reconfiguration for Annex Bldg, New Parking area & asphalt milling	Repair	County	\$ 137,330.20	\$ 108,090.90	\$ 108,090.90	\$ 29,239.30	
P029923	Gum Tree Pavement Improvements	Paving	County	\$ 185,000.00	\$ 34,500.00	\$ 6,500.00	\$ 150,500.00	
P029924	Pavement Improvements to Crouch Cr. & Panther Rd	Paving	County	\$ 527,500.00	\$ 61,500.00	\$ 21,500.00	\$ 466,000.00	
P029926	Resurface&Stripe bobcat Landing off US-601	Resurface	County	\$ 35,000.00	\$ 16,000.00	\$ 2,250.00	\$ 19,000.00	
TOTALS				\$ 1,605,230.20	\$ 452,484.90	\$ 257,671.90	\$ 1,152,745.30	

EXPENDITURES FOR LOCAL PAVING PROJECTS AS PERCENT OF TOTAL INCOME: 38.15%

STATE ROAD PROJECTS

Project ID#	PROJECT DESCRIPTION	WORK TYPE	RESPONSIBLE AGENCY	BUDGET	EXPENDITURES	CURRENT FISCAL YEAR EXPENDITURES	REMAINING BUDGET	PROJECT STATUS
0042828	Install Sidewalk on Calhoun St (S-60) & US 601	Sidewalk	County	\$ 49,184.50	\$ 49,184.50	\$ -	\$ -	Closed
P027260	Resurface S-489, S-517, S-74, S-119, & S-549	Resurface	SCDOT	\$ 1,186,978.85	\$ 933,513.29	\$ -	\$ 253,466.56	
P029843 (B)	Resurface S-458	Resurface	SCDOT	\$ 263,324.87	\$ -	\$ -	\$ 263,324.87	
P029925	Resurface Mill & resurface Courthouse Loop (S-143)	Resurface	County	\$ 138,523.60	\$ 127,360.00	\$ 100,860.00	\$ 11,163.60	
P030279	Resurface S-296, S-231 & S-271	Resurface	SCDOT	\$ 778,000.00	\$ -	\$ -	\$ 778,000.00	
P030590	Sidewalk improvements on North St (S-165)	Sidewalk	County	\$ 99,146.20	\$ 88,241.22	\$ 88,241.22	\$ 10,904.98	
TOTALS				\$ 2,515,159.02	\$ 1,198,299.01	\$ 189,101.22	\$ 1,316,860.01	

EXPENDITURES FOR STATE ROAD PROJECTS AS PERCENT OF TOTAL INCOME: 56.47%

BAMBERG COUNTY - CTC ANNUAL C FUND REPORT
 JULY 1, 2016 - JUNE 30, 2017
 SFY 2015 - 2016 NON-RECURRING FUNDS (H.4230)

Balance of Funds as of July 1, 2016	\$	1,916,348.29
Income:		
Funds Received for Period July 1, 2016 through June 30, 2017	\$	-
Interest Earned for Period July 1, 2016 through June 30, 2017	\$	29,202.96
Total Income	\$	<u>29,202.96</u>
Expenses:		
State Road Project Expenditures	\$	(136,229.57)
Total Expenditures	\$	<u>(136,229.57)</u>
Balance of Funds as of June 30, 2017	\$	1,809,321.68
Funding Commitments:		
State Road Projects	\$	1,780,118.72
Total Commitments	\$	<u>1,780,118.72</u>
Total Uncommitted Funds Available for New Projects	\$	29,202.96

STATE ROAD PROJECTS

Project ID#	PROJECT DESCRIPTION	WORK TYPE	RESPONSIBLE AGENCY	BUDGET	EXPENDITURES	CURRENT FISCAL YEAR EXPENDITURES	REMAINING BUDGET	PROJECT STATUS
P029843 (A)	Resurface S-75, S-31 & S-458	Resurface	SCDOT	\$ 1,916,348.29	\$ 136,229.57	\$ 136,229.57	\$ 1,780,118.72	

TOTALS

\$ 1,916,348.29 \$ 136,229.57 \$ 136,229.57 \$ 1,780,118.72

BAMBERG COUNTY - CTC ANNUAL C FUND REPORT
 JULY 1, 2016 - JUNE 30, 2017
 SFY 2016 - 2017 NON-RECURRING FUNDS (P117.135)

Balance of Funds as of July 1, 2016	\$	-
Income:		
Funds Received for Period July 1, 2016 through June 30, 2017	\$	445,000.00
Interest Earned for Period July 1, 2016 through June 30, 2017	\$	6,704.46
Total Income	\$	451,704.46
Expenses:		
State Road Project Expenditures	\$	-
Total Expenditures	\$	-
Balance of Funds as of June 30, 2017	\$	451,704.46
Funding Commitments:		
State Road Projects	\$	-
Total Commitments	\$	-
Total Uncommitted Funds Available for New Projects	\$	451,704.46

STATE ROAD PROJECTS

Project ID#	PROJECT DESCRIPTION	WORK TYPE	RESPONSIBLE AGENCY	BUDGET	EXPENDITURES	CURRENT FISCAL YEAR EXPENDITURES	REMAINING BUDGET	PROJECT STATUS
				\$ -	\$ -	\$ -	\$ -	

TOTALS

\$ - \$ - \$ - \$ -



Certified True and Correct
 Batina Feaster, C Program Manager

Batina Feaster
 Signature

8.28.2017
 Date

BARNWELL COUNTY - CTC ANNUAL C FUND REPORT
 JULY 1, 2016 - JUNE 30, 2017
 RECURRING FUNDS

Balance of Funds as of July 1, 2016 **\$ 2,635,004.53**

Income:

Funds Received for Period July 1, 2016 through June 30, 2017	\$ 825,815.01	
Interest Earned for Period July 1, 2016 through June 30, 2017	\$ 37,441.87	
Total Income	\$ 863,256.88	

Expenses:

3% Administrative Fees - FY 16-17	\$ (25,173.91)	
Local Paving Project Expenditures	\$ (760,608.14)	
State Road Project Expenditures	\$ (18,765.62)	
Total Expenditures	\$ (804,547.67)	

Balance of Funds as of June 30, 2017 **\$ 2,693,713.74**

Funding Commitments:

Local Paving Projects	\$ 1,202,185.56	
State Road Projects	\$ 738,923.95	
Total Committed Funds	\$ 1,941,109.51	

Total Uncommitted Funds Available for New Projects **\$ 752,604.23**

PAGE 2 PROJECTS FUNDED WITH RECURRING FUNDS

LOCAL PAVING PROJECTS

Project ID#	PROJECT DESCRIPTION	WORK TYPE	RESPONSIBLE AGENCY	BUDGET	TOTAL EXPENDITURES	CURRENT FISCAL YEAR EXPENDITURES	REMAINING BUDGET	PROJECT STATUS
6040637	Preliminary Surveying, engineering & RW delineation for Rainbow Dr. and construction Phase	Surveying	County	\$ 470,350.41	\$ 470,350.41	\$ 489.68	\$ -	Closed
6041567	Williston Rd Project	Surveying	County	\$ 608,165.10	\$ 608,165.10	\$ 3,377.93	\$ -	Closed
6042556	Consulting fees to include feasibility, RW acquisition, cost estimates and scheduling	Consulting Fees	County	\$ 46,760.26	\$ 28,872.81	\$ 4,254.16	\$ 17,887.45	
6042795	Engineering Design & const. for paving Kimberwick Dr. & Pelham Pl	Engineering	County	\$ 1,024,000.00	\$ 833,678.68	\$ 716,809.95	\$ 180,321.32	
6042916	Engineering Design for Battle Creek Dr.	Engineering	County	\$ 490,000.00	\$ 36,166.50	\$ 7,582.86	\$ 453,833.50	
P028639	Stripe & Place Reflectors on surrounding roads near Barnwell Industrial Park	Repair	County	\$ 19,584.94	\$ 19,584.94	\$ 489.53	\$ -	Closed
P029783	Engineering Design for Lunar Ln.	Engineering	County	\$ 50,000.00	\$ 24,856.71	\$ 24,714.03	\$ 25,143.29	
P032358	Alternate study for intersection improvements at Hwy 278 & Joey Zorn Blvd	Study	County	\$ 137,890.00	\$ 2,890.00	\$ 2,890.00	\$ 135,000.00	
P032359	PE, survey & r/w on White Oak Ln & Sanders Ln	Engineering	County	\$ 55,000.00	\$ -	\$ -	\$ 55,000.00	
P032360	Resurface Buice Cr, Pruitt St & Augustine St	Resurfacing	County	\$ 325,000.00	\$ -	\$ -	\$ 325,000.00	
TOTALS				\$ 3,226,750.71	\$ 2,024,565.15	\$ 760,608.14	\$ 1,202,185.56	

EXPENDITURES FOR LOCAL PAVING PROJECTS AS PERCENT OF TOTAL INCOME:

92.25%

STATE ROAD PROJECTS

Project ID#	PROJECT DESCRIPTION	WORK TYPE	RESPONSIBLE AGENCY	BUDGET	EXPENDITURES	CURRENT FISCAL YEAR EXPENDITURES	REMAINING BUDGET	PROJECT STATUS
P027479	Resurface all or a portion of S-70, S-652, S-59 & S-507	Resurface	SCDOT	\$ 418,427.19	\$ 381,987.65	\$ -	\$ 36,439.54	
P028636	Resurface Melody Ln (528), Peacock St (S-680) & Railroad Ave (S-128)	Resurface	SCDOT	\$ 300,250.03	\$ 18,765.62	\$ 18,765.62	\$ 281,484.41	
P029874 (B)	Resurface S-113 & S-21	Resurface	SCDOT	\$ 351,000.00	\$ -	\$ -	\$ 351,000.00	
P032502	Resurface Solomon Blatt Ave (SC-3)	Resurface	SCDOT	\$ 70,000.00	\$ -	\$ -	\$ 70,000.00	
TOTALS				\$ 1,139,677.22	\$ 400,753.27	\$ 18,765.62	\$ 738,923.95	

EXPENDITURES FOR STATE ROAD PROJECTS AS PERCENT OF TOTAL INCOME:

12.70%

BARNWELL COUNTY - CTC ANNUAL C FUND REPORT
 JULY 1, 2016 - JUNE 30, 2017
 SFY 2015 - 2016 NON-RECURRING FUNDS (H.4230)

Balance of Funds as of July 1, 2016		\$	2,351,881.99
Income:			
Funds Received for Period July 1, 2016 through June 30, 2017	\$		-
Interest Earned for Period July 1, 2016 through June 30, 2017	\$	36,119.11	
Total Income		\$	36,119.11
Expenses:			
State Road Project Expenditures	\$	(141,016.59)	
Total Expenditures		\$	(141,016.59)
Balance of Funds as of June 30, 2017		\$	2,246,984.51
Funding Commitments:			
State Road Projects	\$	1,764,248.81	
Total Commitments		\$	1,764,248.81
Total Uncommitted Funds Available for New Projects		\$	482,735.70

STATE ROAD PROJECTS

Project ID#	PROJECT DESCRIPTION	WORK TYPE	RESPONSIBLE AGENCY	BUDGET	EXPENDITURES	CURRENT FISCAL YEAR EXPENDITURES	REMAINING BUDGET	PROJECT STATUS
P029569	Resurface Davis Bridge Rd (S-13)	Resurface	SCDOT	\$ 873,463.03	\$ 54,591.44	\$ 54,591.44	\$ 818,871.59	
P029874	Resurface S-113 & S-21	Resurface	SCDOT	\$ 1,031,802.37	\$ 86,425.15	\$ 86,425.15	\$ 945,377.22	

TOTALS \$ 1,905,265.40 \$ 141,016.59 \$ 141,016.59 \$ 1,764,248.81

BARNWELL COUNTY - CTC ANNUAL C FUND REPORT
 JULY 1, 2016 - JUNE 30, 2017
 SFY 2016 - 2017 NON-RECURRING FUNDS (P117.135)

Balance of Funds as of July 1, 2016	\$	-
Income:		
Funds Received for Period July 1, 2016 through June 30, 2017	\$	545,000.00
Interest Earned for Period July 1, 2016 through June 30, 2017	\$	8,211.07
Total Income	\$	553,211.07
Expenses:		
State Road Project Expenditures	\$	-
Total Expenditures	\$	-
Balance of Funds as of June 30, 2017	\$	553,211.07
Funding Commitments:		
State Road Projects	\$	-
Total Commitments	\$	-
Total Uncommitted Funds Available for New Projects	\$	553,211.07

STATE ROAD PROJECTS

Project ID#	PROJECT DESCRIPTION	WORK TYPE	RESPONSIBLE AGENCY	BUDGET	EXPENDITURES	CURRENT FISCAL YEAR EXPENDITURES	REMAINING BUDGET	PROJECT STATUS
				\$ -	\$ -	\$ -	\$ -	
TOTALS				\$ -	\$ -	\$ -	\$ -	



Certified True and Correct
 Batina Feaster, C Program Manager

Batini Feaster
 Signature

8-28-2017
 Date

CALHOUN COUNTY - CTC ANNUAL C FUND REPORT
 JULY 1, 2016 - JUNE 30, 2017
 RECURRING FUNDS

Balance of Funds as of July 1, 2016		\$ 2,096,392.80
Income:		
Funds Received for Period July 1, 2016 through June 30, 2017	\$ 688,687.81	
Interest Earned for Period July 1, 2016 through June 30, 2017	\$ 30,997.96	
Total Income	\$ 719,685.77	
Expenses:		
3% Administrative Fees - FY 16-17	\$ (20,749.31)	
Local Paving Project Expenditures	\$ (1,094,925.58)	
State Road Project Expenditures	\$ (21,923.37)	
Total Expenditures	\$ (1,137,598.26)	
Balance of Funds as of June 30, 2017		\$ 1,678,480.31
Funding Commitments		
Local Paving Projects	\$ 77,334.23	
State Road Projects	\$ 602,385.36	
Total Committed Funds	\$ 679,719.59	
Total Uncommitted Funds Available for New Projects		\$ 998,760.72

PAGE 2 PROJECTS FUNDED WITH RECURRING FUNDS

LOCAL PAVING PROJECTS

Project ID#	PROJECT DESCRIPTION	WORK TYPE	RESPONSIBLE AGENCY	BUDGET	TOTAL EXPENDITURES	CURRENT FISCAL YEAR EXPENDITURES	REMAINING BUDGET	PROJECT STATUS
P028105	Pave Fairway Dr, Eagle Ln, Hazzard Ct, Rosewood Ln, & Duffers Ln in Lakewilde Subdivision	Paving	County	\$ 424,303.51	\$ 424,303.51	\$ -	\$ -	Closed
P028484	Pave Deer Meadow Ln, Griffin Ln, Yenny Ln, Lake Marion Dr, Haywood Ln, Raymond Ct & Log Cabin Rd	Paving	County	\$ 1,612,096.00	\$ 1,534,761.77	\$ 1,059,953.26	\$ 77,334.23	
P029810	Purchase Cr-14, #4 and 357 rock for Co Roads	Material	County	\$ 50,000.00	\$ 50,000.00	\$ 34,972.32	\$ -	Closed
TOTALS				\$ 2,086,399.51	\$ 2,009,065.28	\$ 1,094,925.58	\$ 77,334.23	

EXPENDITURES FOR LOCAL PAVING PROJECTS AS PERCENT OF TOTAL INCOME:

160.90%

STATE ROAD PROJECTS

Project ID#	PROJECT DESCRIPTION	WORK TYPE	RESPONSIBLE AGENCY	BUDGET	EXPENDITURES	CURRENT FISCAL YEAR EXPENDITURES	REMAINING BUDGET	PROJECT STATUS
P027466	Widen & resurface S-99 from US-176 to S-127	Resurface	SCDOT	\$ 302,289.72	\$ 235,481.16	\$ -	\$ 66,808.56	
P029767	Engineering Services for Drainage Project, including Old Orangeburg Rd (S-53) Cameron Rd (SC-33) & Boyce Lawton Dr (S-8/108)	Engineering	Town Cameron	\$ 50,000.00	\$ 50,000.00	\$ 16,750.00	\$ -	Closed
P026803 (A)	Resurface & Widen Access Rd (S-418) and Resurface Meeting St (S-55)	Resurface	SCDOT	\$ 293,773.37	\$ 5,173.37	\$ 5,173.37	\$ 288,600.00	
P029113 (B)	Resurface S-24, S-43, S-311, S-185 & S-459	Resurface	SCDOT	\$ 56,576.80	\$ -	\$ -	\$ 56,576.80	
P032469	Widen & resurface US-176 from S-22 to US-601	Resurface	SCDOT	\$ 190,400.00	\$ -	\$ -	\$ 190,400.00	
TOTALS				\$ 893,039.89	\$ 290,654.53	\$ 21,923.37	\$ 602,385.36	

EXPENDITURES FOR STATE ROAD PROJECTS AS PERCENT OF TOTAL INCOME:

37.28%

CALHOUN COUNTY - CTC ANNUAL C FUND REPORT
 JULY 1, 2016 - JUNE 30, 2017
 SFY 2015 - 2016 NON-RECURRING FUNDS (H.4230)

Balance of Funds as of July 1, 2016	\$	1,938,124.98
Income:		
Funds Received for Period July 1, 2016 through June 30, 2017	\$	-
Interest Earned for Period July 1, 2016 through June 30, 2017	\$	30,204.18
Total Income	\$	<u>30,204.18</u>
Expenses:		
State Road Project Expenditures	\$	(138,495.56)
Total Expenditures	\$	<u>(138,495.56)</u>
Balance of Funds as of June 30, 2017	\$	1,829,833.60
Funding Commitments:		
State Road Projects	\$	1,809,857.26
Total Commitments	\$	<u>1,809,857.26</u>
Total Uncommitted Funds Available for New Projects	\$	19,976.34

STATE ROAD PROJECTS

Project ID#	PROJECT DESCRIPTION	WORK TYPE	RESPONSIBLE AGENCY	BUDGET	EXPENDITURES	CURRENT FISCAL YEAR EXPENDITURES	REMAINING BUDGET	PROJECT STATUS
P028803 (B)	Resurface & Widen Access Rd (S-418) and Resurface Meeting St (S-55)	Resurface	SCDOT	\$ 285,644.60	\$ 31,040.25	\$ 31,040.25	\$ 254,604.35	
P029113 (A)	Resurface S-24, S-43, S-311, S-185 & S-459	Resurface	SCDOT	\$ 1,662,708.22	\$ 107,455.31	\$ 107,455.31	\$ 1,555,252.91	

TOTALS \$ 1,948,352.82 \$ 138,495.56 \$ 138,495.56 \$ 1,809,857.26

CALHOUN COUNTY - CTC ANNUAL C FUND REPORT
JULY 1, 2016 - JUNE 30, 2017
SFY 2016 - 2017 NON-RECURRING FUNDS (P117.135)

Balance of Funds as of July 1, 2016	\$	-
Income:		
Funds Received for Period July 1, 2016 through June 30, 2017	\$	455,000.00
Interest Earned for Period July 1, 2016 through June 30, 2017	\$	6,855.11
Total Income	\$	461,855.11
Expenses:		
State Road Project Expenditures	\$	-
Total Expenditures	\$	-
Balance of Funds as of June 30, 2017	\$	461,855.11
Funding Commitments:		
State Road Projects	\$	-
Total Commitments	\$	-
Total Uncommitted Funds Available for New Projects	\$	461,855.11

STATE ROAD PROJECTS

Project ID#	PROJECT DESCRIPTION	WORK TYPE	RESPONSIBLE AGENCY	BUDGET	EXPENDITURES	CURRENT FISCAL YEAR EXPENDITURES	REMAINING BUDGET	PROJECT STATUS
				\$ -	\$ -	\$ -	\$ -	
TOTALS				\$ -	\$ -	\$ -	\$ -	



Certified True and Correct
 Batina Feaster, C Program Manager

Batina Feaster
 Signature

8-28-2017
 Date

CHESTERFIELD COUNTY - CTC ANNUAL C FUND REPORT
JULY 1, 2016 - JUNE 30, 2017
RECURRING FUNDS

Balance of Funds as of July 1, 2016		\$ 6,180,647.39
Income:		
Funds Received for Period July 1, 2016 through June 30, 2017	\$ 1,551,766.71	
Interest Earned for Period July 1, 2016 through June 30, 2017	\$ 98,147.42	
Total Income	\$ 1,649,914.13	
Expenses:		
Per Diem FY 16-17	\$ (4,875.00)	
3% Administrative Fees - FY 16-17	\$ (46,937.04)	
Local Paving Project Expenditures	\$ (410,671.89)	
State Road Project Expenditures	\$ (76,666.40)	
Total Expenditures	\$ (539,150.33)	
Balance of Funds as of June 30, 2017		\$ 7,291,411.19
Funding Commitments:		
Local Paving Projects	\$ 4,847,292.09	
State Road Projects	\$ 1,201,025.90	
Total Committed Funds	\$ 6,048,317.99	
Total Uncommitted Funds Available for New Projects		\$ 1,243,093.20

PAGE 2 PROJECTS FUNDED WITH RECURRING FUNDS

LOCAL PAVING PROJECTS

Project ID#	PROJECT DESCRIPTION	WORK TYPE	RESPONSIBLE AGENCY	BUDGET	TOTAL EXPENDITURES	CURRENT FISCAL YEAR EXPENDITURES	REMAINING BUDGET	PROJECT STATUS
6041883	Construct & Pave Sloan Ln, Jasper Rd., Bundy Robinson Cr & Martha Hamilton St.	Paving	County	\$ 266,186.53	\$ 266,186.53	\$ -	\$ -	Closed
6042412	Construct & Pave County Line Rd.	Paving	County	\$ 371,322.50	\$ 29,593.06	\$ 3,115.24	\$ 341,729.44	
P027200	Construct & Pave Croft Jones Rd.	Paving	County	\$ 1,686,514.32	\$ 70,866.20	\$ 52,217.53	\$ 1,615,656.12	
P027349	Purchase Stone for county dirt roads	Material	County	\$ 49,999.90	\$ 49,999.90	\$ 11,840.05	\$ -	Closed
P028783	Construct Meeting St	Paving	County	\$ 86,444.00	\$ -	\$ -	\$ 86,444.00	
P028784	Construct Belmont Dr.	Paving	County	\$ 91,928.00	\$ -	\$ -	\$ 91,928.00	
P028785	Construct Honeysuckle Lane	Paving	County	\$ 163,506.00	\$ 44,673.20	\$ 44,673.20	\$ 118,832.80	
P028786	Construct Carley Cr.	Paving	County	\$ 332,140.00	\$ 59,311.32	\$ 59,311.32	\$ 272,828.68	
P028787	Construct Hillcrest Ln	Paving	County	\$ 309,209.00	\$ 12,775.46	\$ 5,409.35	\$ 296,433.54	
P028788	Construct Concrete Parking Lot at Voter Registration Office	Paving	County	\$ 98,000.00	\$ -	\$ -	\$ 98,000.00	
P028789	Construct Clay Commons	Paving	County	\$ 80,166.00	\$ -	\$ -	\$ 80,166.00	
P028790	Construct Vickie Ln	Paving	County	\$ 166,258.00	\$ 32,807.71	\$ 32,807.71	\$ 133,450.29	
P028791	Construct McDonald Cr.	Paving	County	\$ 473,113.00	\$ 22,895.51	\$ 154.72	\$ 450,217.49	
P028792	Construct Woodland Dr. & Birdsong Rd.	Paving	County	\$ 317,955.00	\$ 32,983.71	\$ 32,983.71	\$ 285,021.29	
P029941	Resurface Prince St	Resurface	Town Cheraw	\$ 69,738.50	\$ 69,738.50	\$ 69,738.50	\$ -	Closed
P030137	Pave Parking Lot Sheriff's Dept, Watson St	Paving	County	\$ 49,455.00	\$ 49,455.00	\$ 49,455.00	\$ -	Closed
P030138	Purchase Stone for Co dirt roads	Material	County	\$ 100,000.00	\$ 49,015.56	\$ 49,015.56	\$ 50,984.44	
P032314	Resurface McQueen St, Wilkes St, Martin Luther King Dr, Jay Vee Dr & Lochend Ln	Resurface	County	\$ 249,815.00	\$ -	\$ -	\$ 249,815.00	
P032315	Resurface Joseph St, Fairway Rd, Scenic Ln & Twin Brook	Resurface	County	\$ 675,785.00	\$ -	\$ -	\$ 675,785.00	

TOTALS \$ 5,637,535.75 \$ 790,243.66 \$ 410,671.89 \$ 4,847,292.09

EXPENDITURES FOR LOCAL PAVING PROJECTS AS PERCENT OF TOTAL INCOME: 26.81%

STATE ROAD PROJECTS

Project ID#	PROJECT DESCRIPTION	WORK TYPE	RESPONSIBLE AGENCY		EXPENDITURES	CURRENT FISCAL YEAR EXPENDITURES	REMAINING BUDGET	PROJECT STATUS
P027584	Install Turn Lanes & Median Crossover on SC-151 Just South of the Town Limits of McBee	Resurface	SCDOT	\$ 511,278.59	\$ 511,278.59	\$ -	\$ -	Closed
P028916	Drainage & Catch Basin Work on US-601 Pageland	Engineering	SCDOT	\$ 297,168.75	\$ 170,395.75	\$ -	\$ 126,773.00	
P029825	Construct Sidewalk on Peach Orchard Rd (S-43)	Sidewalk	SCDOT	\$ 86,740.56	\$ 76,666.40	\$ 76,666.40	\$ 10,074.16	
P030280 (B)	Resurface S-32, S46, S-54, S-86, S-134, S224, S-341, S-897 & S-20	Resurface	SCDOT	\$ 123,228.72	\$ -	\$ -	\$ 123,228.72	
P030311	Widening of crossover on SC-9 at Chesterfield Co Board of Disabilities	Widening	SCDOT	\$ 165,450.02	\$ -	\$ -	\$ 165,450.02	
P032207	Upgrade to S-177 (Inglis Rd & W Oak St) for an expansion at Carolina Cannons	Improvement	County	\$ 300,000.00	\$ -	\$ -	\$ 300,000.00	
P032313	Resurface Edisto St (S-708)	Resurface	SCDOT	\$ 95,500.00	\$ -	\$ -	\$ 95,500.00	
P033660	Resurface a portion of Center Point Rd (S-77)	Resurface	SCDOT	\$ 380,000.00	\$ -	\$ -	\$ 380,000.00	
TOTALS				\$ 1,959,366.64	\$ 758,340.74	\$ 76,666.40	\$ 1,201,025.90	

EXPENDITURES FOR STATE ROAD PROJECTS AS PERCENT OF TOTAL INCOME: 45.23%

CHESTERFIELD COUNTY - CTC ANNUAL C FUNDS REPORT
 JULY 1, 2016 - JUNE 30, 2017
 SFY 2015 - 2016 NON-RECURRING FUNDS (H.4230)

Balance of Funds as of July 1, 2016	\$		4,377,113.71
Income:			
Funds Received for Period July 1, 2016 through June 30, 2017	\$	-	
Interest Earned for Period July 1, 2016 through June 30, 2017	\$	65,601.30	
Total Income	\$	65,601.30	
Expenses:			
State Road Project Expenditures	\$	(2,757,341.71)	
Total Expenditures	\$	(2,757,341.71)	
Balance of Funds as of June 30, 2017	\$		1,685,373.30
Funding Commitments:			
State Road Projects	\$	1,663,347.43	
Total Commitments	\$	1,663,347.43	
Total Uncommitted Funds Available for New Projects	\$		22,025.87

STATE ROAD PROJECTS

Project ID#	PROJECT DESCRIPTION	WORK TYPE	RESPONSIBLE AGENCY	BUDGET	EXPENDITURES	CURRENT FISCAL YEAR EXPENDITURES	REMAINING BUDGET	PROJECT STATUS
P030280 (A)	Resurface S-32,S-46, S-54,S-86,S-134,S-224,S-341 S-897 & S-20	Resurface	SCDOT	\$ 4,420,689.14	\$ 2,757,341.71	\$ 2,757,341.71	\$ 1,663,347.43	
TOTALS				\$ 4,420,689.14	\$ 2,757,341.71	\$ 2,757,341.71	\$ 1,663,347.43	

CHESTERFIELD COUNTY - CTC ANNUAL C FUNDS REPORT
 JULY 1, 2016 - JUNE 30, 2017
 SFY 2016 - 2017 NON-RECURRING FUNDS (P117.135)

Balance of Funds as of July 1, 2016	\$		-
Income:			
Funds Received for Period July 1, 2016 through June 30, 2017	\$	1,025,000.00	
Interest Earned for Period July 1, 2016 through June 30, 2017	\$	15,442.86	
Total Income	\$	1,040,442.86	
Expenses:			
State Road Project Expenditures	\$	-	
Total Expenditures	\$	-	
Balance of Funds as of June 30, 2017	\$		1,040,442.86
Funding Commitments:			
State Road Projects	\$	(1,038,472.83)	
Total Commitments	\$	(1,038,472.83)	
Total Uncommitted Funds Available for New Projects	\$		1,970.03

STATE ROAD PROJECTS

Project ID#	PROJECT DESCRIPTION	WORK TYPE	RESPONSIBLE AGENCY	BUDGET	EXPENDITURES	CURRENT FISCAL YEAR EXPENDITURES	REMAINING BUDGET	PROJECT STATUS
P032533	Resurface US-601 from SC-9 towards Kershaw	Resurfacing	SCDOT	\$ 1,038,472.83	\$ -	\$ -	\$ 1,038,472.83	
TOTALS				\$ 1,038,472.83	\$ -	\$ -	\$ 1,038,472.83	



Certified True and Correct
 Batina Feaster, C Program Manager

Batina Feaster
 Signature

8-28-2017
 Date

DARLINGTON COUNTY - CTC ANNUAL C FUND REPORT
 JULY 1, 2016 - JUNE 30, 2017
 RECURRING FUNDS

Balance of Funds as of July 1, 2016		\$	3,636,488.83
Income:			
Funds Received for Period July 1, 2016 through June 30, 2017	\$		1,355,923.34
Interest Earned for Period July 1, 2016 through June 30, 2017	\$		59,285.08
Total Income		\$	1,415,208.42
Expenses:			
3% Administrative Fees - FY 16-17	\$		(40,752.38)
Per Diem Fees - FY 16-17	\$		(3,300.00)
Local Paving Project Expenditures	\$		(1,604,392.70)
State Road Project Expenditures	\$		(439,890.76)
Total Expenditures		\$	(2,088,335.84)
Balance of Funds as of June 30, 2017		\$	2,963,361.41
Funding Commitments:			
Local Paving Projects	\$		999,640.20
State Road Projects	\$		1,030,663.51
Total Committed Funds		\$	2,030,303.71
Total Uncommitted Funds Available for New Projects		\$	933,057.70

PAGE 2 PROJECTS FUNDED WITH RECURRING FUNDS

LOCAL PAVING PROJECTS

Project ID#	PROJECT DESCRIPTION	WORK TYPE	RESPONSIBLE AGENCY	BUDGET	TOTAL EXPENDITURES	CURRENT FISCAL YEAR EXPENDITURES	REMAINING BUDGET	PROJECT STATUS
P028209	Pave Whipple Landing Dr. From Georgetown Rd. to the Landing. Pave Parking Area	Paving	County	\$ 25,000.00	\$ -	\$ -	\$ 25,000.00	
P028317	Construct Robinson Rd	Paving	Town of Lamar	\$ 195,436.50	\$ 174,111.53	\$ 161,774.77	\$ 21,324.97	
P028848	Construct, Pave & Improve Drainage on Cross Swamp Rd Beginning at Tomahawk RD	Paving	County	\$ 751,170.00	\$ 404,141.69	\$ 377,870.48	\$ 347,028.31	
P029182	Field Survey Profile & Plan for road improvements to county roads Watts Pl, Latern Dr & Candlelight Dr.	Survey	County	\$ 5,500.00	\$ 5,500.00	\$ 5,500.00	\$ -	
P029232	Prepare parking lot, Lake Darpo for paving	Paving	County	\$ 97,165.00	\$ 81,190.96	\$ 81,190.96	\$ 15,974.04	
P029463	Parking lot improvement at Groot's Bldg in Lamar	Paving	County	\$ 103,480.37	\$ 21,741.48	\$ 21,741.48	\$ 81,718.89	
P029927	Road improvements to Watts Place	Improvement	County	\$ 156,378.04	\$ 104,489.70	\$ 104,489.70	\$ 51,888.34	
P030057	Pave parking lot in Dovesville	Paving	County	\$ 25,000.00	\$ 17,627.41	\$ 17,627.41	\$ 7,372.59	
P030391	Research intersection options at S Sansbury Rd & Blazing Trail Rd.	Research	County	\$ 6,500.00	\$ -	\$ -	\$ 6,500.00	
P031389	LPP resurface Pisgah Rd, Nettles RD, Persimmons Dr., E Horse Branch etc.	Paving	County	\$ 846,927.36	\$ 834,197.90	\$ 834,197.90	\$ 12,729.46	
P031726	LPP purchase a screen machine with the County of Darlington	Equipment	County	\$ 46,400.00	\$ -	\$ -	\$ 46,400.00	
P032414	Pave Underground Branch Rd & Resurface Belle-Aire St.	Resurface	County	\$ 383,703.60	\$ -	\$ -	\$ 383,703.60	
TOTALS				\$ 2,642,640.87	\$ 1,643,000.67	\$ 1,604,392.70	\$ 999,640.20	

TOTALS \$ 2,642,640.87 \$ 1,643,000.67 \$ 1,604,392.70 \$ 999,640.20

EXPENDITURES FOR LOCAL PAVING PROJECTS AS PERCENT OF TOTAL INCOME: 119.88%

STATE ROAD PROJECTS

Project ID#	PROJECT DESCRIPTION	WORK TYPE	RESPONSIBLE AGENCY	BUDGET	EXPENDITURES	CURRENT FISCAL YEAR EXPENDITURES	REMAINING BUDGET	PROJECT STATUS
P027483	Resurface S-19 from .08 MI South of SC-340 to .1-MI South of US-401	Resurface	SCDOT	\$ 245,000.00	\$ 245,000.00	\$ -	\$ -	
P028238	Patching & Surface leveling on Hibiscus Rd (S-45)	Patching	SCDOT	\$ 202,727.89	\$ 202,727.89	\$ -	\$ -	Closed
P028748	Resurface S-908 S-909 & S-1243	Resurface	SCDOT	\$ 213,506.72	\$ 116,912.29	\$ 103,588.12	\$ 96,594.43	
P029231	Preparing Lake Darpo Rd. for paving (S-785)	Paving	County	\$ 48,000.00	\$ 48,000.00	\$ 48,000.00	\$ -	Closed
P029653	Wells St Storm Drain Replacement, joint project (S-185)	Improvement	SCDOT	\$ 100,000.00	\$ -	\$ -	\$ 100,000.00	
P030100	Resurface all of portion of S-164, S-1105, S-1106, S-1108, S-1104, S-221, S-166, S-1103, S-109, and S-199	Resurface	SCDOT	\$ 327,649.79	\$ 288,322.64	\$ 288,322.64	\$ 39,327.15	
P032312 (A)	Resurface Mechanicsville Hwy (S-892)	Resurface	SCDOT	\$ 785,000.00	\$ -	\$ -	\$ 785,000.00	
P032122 (B)	Resurface W Lydia Hwy (US-15)	Resurface	SCDOT	\$ 9,741.93	\$ -	\$ -	\$ 9,741.93	
TOTALS				\$ 1,931,626.33	\$ 900,962.82	\$ 439,890.76	\$ 1,030,663.51	

TOTALS \$ 1,931,626.33 \$ 900,962.82 \$ 439,890.76 \$ 1,030,663.51

EXPENDITURES FOR STATE ROAD PROJECTS AS PERCENT OF TOTAL INCOME: 52.89%

DARLINGTON COUNTY - CTC ANNUAL C FUND REPORT
 JULY 1, 2016 - JUNE 30, 2017
 SFY 2015 - 2016 NON-RECURRING FUNDS (H.4230)

Balance of Funds as of July 1, 2016		\$	3,854,473.25
Income:			
Funds Received for Period July 1, 2016 through June 30, 2017	\$	-	
Interest Earned for Period July 1, 2016 through June 30, 2017	\$	59,623.32	
Total Income	\$	59,623.32	
Expenses:			
State Road Project Expenditures	\$	(616,046.97)	
Total Expenditures	\$	(616,046.97)	
Balance of Funds as of June 30, 2017	\$	3,288,049.60	
Funding Commitments:			
State Road Projects	\$	3,288,509.42	
Total Commitments	\$	3,288,509.42	
Total Uncommitted Funds Available for New Projects	\$	9,540.18	

STATE ROAD PROJECTS

Project ID#	PROJECT DESCRIPTION	WORK TYPE	RESPONSIBLE AGENCY	BUDGET	EXPENDITURES	CURRENT FISCAL YEAR EXPENDITURES	REMAINING BUDGET	PROJECT STATUS
P029854	Resurface & shoulder paving on Hibiscus R. (S-45)	Resurface	SCDOT	\$ 932,191.26	\$ 58,261.96	\$ 58,261.96	\$ 873,929.30	
P030335	Reclamation of Sally Hill Rd (S-30), Resurface Society Hill Rd (S-133)	Resurface	SCDOT	\$ 1,579,208.13	\$ 557,785.01	\$ 557,785.01	\$ 1,021,424.12	
P030712	Reclamation of Films Rd. (S-25)	Resurface	SCDOT	\$ 756,220.00	\$ -	\$ -	\$ 756,220.00	
P032312 (B)	Resurface Mechanicsville Hwy (S-892)	Resurface	SCDOT	\$ 636,936.00	\$ -	\$ -	\$ 636,936.00	
TOTALS				\$ 3,904,556.39	\$ 616,046.97	\$ 616,046.97	\$ 3,288,509.42	

DARLINGTON COUNTY - CTC ANNUAL C FUND REPORT
 JULY 1, 2016 - JUNE 30, 2017
 SFY 2016 - 2017 NON-RECURRING FUNDS (P117.135)

Balance of Funds as of July 1, 2016	\$	-
Income:		
Funds Received for Period July 1, 2016 through June 30, 2017	\$	895,000.00
Interest Earned for Period July 1, 2016 through June 30, 2017	\$	13,484.26
Total Income	\$	908,484.26
Expenses:		
State Road Project Expenditures	\$	-
Total Expenditures	\$	-
Balance of Funds as of June 30, 2017	\$	908,484.26
Funding Commitments:		
State Road Projects	\$	(906,764.09)
Total Commitments	\$	(906,764.09)
Total Uncommitted Funds Available for New Projects	\$	1,720.17

STATE ROAD PROJECTS

Project ID#	PROJECT DESCRIPTION	WORK TYPE	RESPONSIBLE AGENCY	BUDGET	EXPENDITURES	CURRENT FISCAL YEAR EXPENDITURES	REMAINING BUDGET	PROJECT STATUS
P032122 (A)	Resurface W Lydia Hwy (US-15)	Resurfacing	SCDOT	\$ 906,764.09	\$ -	\$ -	\$ 906,764.09	

TOTALS \$ 906,764.09 \$ - \$ - \$ 906,764.09



Certified True and Correct
Batina Feaster, C Program Manager

Batina Feaster
Signature

8.28.2017
Date

DILLON COUNTY - CTC ANNUAL C FUND REPORT
 JULY 1, 2016 - JUNE 30, 2017
 RECURRING FUNDS

Balance of Funds as of July 1, 2016		\$ 2,306,096.00
Income:		
Funds Received for Period July 1, 2016 through June 30, 2017	\$ 848,561.68	
Interest Earned for Period July 1, 2016 through June 30, 2017	\$ 34,252.73	
Donor Bonus FY 16	\$ 51,138.52	
Total Income	\$ 933,952.93	
Expenses:		
3% Administrative Fees - FY 16-17	\$ (27,217.27)	
Per Diem FY 16-17	\$ (3,825.00)	
Local Paving Project Expenditures	\$ (2,760.76)	
State Road Project Expenditures	\$ (737,768.37)	
Total Expenditures	\$ (771,571.40)	
Balance of Funds as of June 30, 2017		\$ 2,468,477.53
Funding Commitments:		
Local Paving Projects	\$ 781,927.66	
State Road Projects	\$ 1,586,278.26	
Total Committed Funds	\$ 2,368,205.92	
Total Uncommitted Funds Available for New Projects		\$ 100,271.61

PAGE 2 PROJECTS FUNDED WITH RECURRING FUNDS

LOCAL PAVING PROJECTS

Project ID#	PROJECT DESCRIPTION	WORK TYPE	RESPONSIBLE AGENCY	BUDGET	TOTAL EXPENDITURES	CURRENT FISCAL YEAR EXPENDITURES	REMAINING BUDGET	PROJECT STATUS
P028357	Resurface & Repair Joan Dr. & Lave View Elem Driveway	Resurface	County	\$ 126,915.00	\$ 101,817.39	\$ -	\$ 25,097.61	
P028620	Pave at Lake View High School Cafeteria	Paving	County	\$ 12,000.00	\$ -	\$ -	\$ 12,000.00	
P028802	Pave parking Lot at New Judicial Center	Paving	County	\$ 30,000.00	\$ 30,000.00	\$ -	\$ -	Closed
P028997	Paving at Lake View Elementary School Parking Lot	Paving	County	\$ 50,000.00	\$ -	\$ -	\$ 50,000.00	
P029250	Pave County Dirt Rd Gwen Dr.	Paving	County	\$ 715,928.00	\$ 21,087.95	\$ 2,760.76	\$ 694,830.05	
				\$ -	\$ -	\$ -	\$ -	
				\$ -	\$ -	\$ -	\$ -	
TOTALS				\$ 934,843.00	\$ 152,915.34	\$ 2,760.76	\$ 781,927.66	

EXPENDITURES FOR LOCAL PAVING PROJECTS AS PERCENT OF TOTAL INCOME: 0.32%

STATE ROAD PROJECTS

Project ID#	PROJECT DESCRIPTION	WORK TYPE	RESPONSIBLE AGENCY	BUDGET	EXPENDITURES	CURRENT FISCAL YEAR EXPENDITURES	REMAINING BUDGET	PROJECT STATUS
0042571	Pave Lucky Run (S-586), Progress St, Crescent Loop (S-743) & construct sidewalk along S-55	Paving/sidewalk	County	\$ 576,460.00	\$ 365,038.98	\$ 25,934.68	\$ 211,421.02	
P027191	Sidewalk Project in Town of Latta	Enhancement	SCDOT	\$ 75,000.00	\$ 75,000.00	\$ -	\$ -	Closed
P028204	Resurface S-106 & S-558, Pavement preservation on S-70, S-200, S-277, S-584, S-639, S-801 and S-543/07	Resurface	SCDOT	\$ 575,511.79	\$ 558,633.49	\$ 507,475.00	\$ 16,878.30	
P028269	Tree Removal at various locations	Tree Removal	SCDOT	\$ 24,175.00	\$ 24,175.00	\$ 4,600.00	\$ -	Closed
P029221 (A)	Resurface Basous Rd (S-494) from S-277 to S-484	Resurface	SCDOT	\$ 198,467.12	\$ 198,467.12	\$ 195,068.69	\$ -	
P030102	Dedication - 9th Ave in Town of Dillon "Robert McRae Memorial Avenue"	Dedication	SCDOT	\$ 500.00	\$ 500.00	\$ 500.00	\$ -	Closed
P030490 (C)	Resurface S-36, S-70, S-484, S-524, S-660, S-662, S-742, S-425, S-192 & S-685	Resurface	SCDOT	\$ 1,311,678.94	\$ -	\$ -	\$ 1,311,678.94	
P031786	Tree removal at various locations	Tree Removal	SCDOT	\$ 25,000.00	\$ 4,200.00	\$ 4,200.00	\$ 20,800.00	
P031787	Sidewalk repairs at various locations	Sidewalk Repairs	SCDOT	\$ 25,000.00	\$ -	\$ -	\$ 25,000.00	
P032430	Name the portion of Old River Rd from First Loop Rd to SC-41 "Thomas Neal Rogers Highway"	Dedication	SCDOT	\$ 500.00	\$ -	\$ -	\$ 500.00	
TOTALS				\$ 2,812,292.85	\$ 1,226,014.59	\$ 737,768.37	\$ 1,586,278.26	

EXPENDITURES FOR STATE ROAD PROJECTS AS PERCENT OF TOTAL INCOME: 163.05%

DILLON COUNTY - CTC ANNUAL C FUND REPORT
 JULY 1, 2016 - JUNE 30, 2017
 SFY 2015 - 2016 NON-RECURRING FUNDS (H.4230)

Balance of Funds as of July 1, 2016		\$	2,300,194.90
Income:			
Funds Received for Period July 1, 2016 through June 30, 2017	\$	-	
Interest Earned for Period July 1, 2016 through June 30, 2017	\$	36,715.10	
Total Income	\$	<u>36,715.10</u>	
Expenses:			
State Road Project Expenditures	\$	(1,175,816.78)	
Total Expenditures	\$	<u>(1,175,816.78)</u>	
Balance of Funds as of June 30, 2017	\$	\$	1,161,093.22
Funding Commitments:			
State Road Projects	\$	1,156,723.68	
Total Commitments	\$	<u>1,156,723.68</u>	
Total Uncommitted Funds Available for New Projects	\$	\$	4,369.54

STATE ROAD PROJECTS

Project ID#	PROJECT DESCRIPTION	WORK TYPE	RESPONSIBLE AGENCY	BUDGET	EXPENDITURES	CURRENT FISCAL YEAR EXPENDITURES	REMAINING BUDGET	PROJECT STATUS
P029128	Reconstruct all or a Portion of S-24, S-36, S-216, S-277, S-307, S-415, S-423, S-631, S-678, S-745, S-781, S-792 & S-793	Resurface	SCDOT	\$ 1,852,273.89	\$ 1,292,833.90	\$ 1,175,816.78	\$ 559,438.99	
P029221 (B)	Resurface Bascom Rd (S-484) from S-277 to S-484	Resurface	SCDOT	\$ 20,000.00				
P030490 (A)	Resurface S-36, S-70, S-484, S-524, S-660, S-662, S-742, S-425, S-192 & S-685	Resurface	SCDOT	\$ 577,283.69	\$ -	\$ -	\$ 577,283.69	
TOTALS				\$ 2,449,557.58	\$ 1,292,833.90	\$ 1,175,816.78	\$ 1,156,723.68	

DILLON COUNTY - CTC ANNUAL C FUND REPORT
 JULY 1, 2016 - JUNE 30, 2017
 SFY 2016 - 2017 NON-RECURRING FUNDS (P117.135)

Balance of Funds as of July 1, 2016	\$	-
Income:		
Funds Received for Period July 1, 2016 through June 30, 2017	\$	560,000.00
Interest Earned for Period July 1, 2016 through June 30, 2017	\$	8,437.07
Total Income	\$	568,437.07
Expenses:		
State Road Project Expenditures	\$	-
Total Expenditures	\$	-
Balance of Funds as of June 30, 2017	\$	568,437.07
Funding Commitments:		
State Road Projects	\$	567,360.76
Total Commitments	\$	567,360.76
Total Uncommitted Funds Available for New Projects	\$	1,076.31

STATE ROAD PROJECTS

Project ID#	PROJECT DESCRIPTION	WORK TYPE	RESPONSIBLE AGENCY	BUDGET	EXPENDITURES	CURRENT FISCAL YEAR EXPENDITURES	REMAINING BUDGET	PROJECT STATUS
P030490 (B)	Resurface S-36, S-70, S-484, S-524, S-660, S-662, S-742 & S-685	Resurface	SCDOT	\$ 567,360.76	\$ -	\$ -	\$ 567,360.76	
TOTALS				\$ 567,360.76	\$ -	\$ -	\$ 567,360.76	



Certified True and Correct
 Batina Feaster, C Program Manager

Batina Feaster
 Signature

8-28-2017
 Date

DORCHESTER COUNTY - CTC ANNUAL C FUND REPORT
 JULY 1, 2016 - JUNE 30, 2017
 RECURRING FUNDS

Balance of Funds as of July 1, 2016 **\$ 2,048,704.35**

Income:

Funds Received for Period July 1, 2016 through June 30, 2017	\$ 1,661,153.87
Interest Earned for Period July 1, 2016 through June 30, 2017	\$ 32,315.06
Total Income	\$ 1,693,468.93

Expenses:

3% Administrative Fees - FY 16-17	\$ (51,118.06)
Bond Repayment FY 16	\$ (150,447.75)
Administrative Fees - FY 16-17	\$ (2,000.00)
Per Diem FY 15-16	\$ (450.00)
Per Diem FY 16-17	\$ (3,375.00)
Local Paving Project Expenditures	\$ (1,172,627.99)
State Road Project Expenditures	\$ (500.00)
Total Expenditures	\$ (1,380,518.80)

Balance of Funds as of June 30, 2017 **\$ 2,361,654.48**

Funding Commitments:

Bond Repayment - Due July 2017	\$ 147,943.84
Local Paving Projects	\$ 1,352,105.00
State Road Projects	\$ 792,082.00
Total Committed Funds	\$ 2,292,130.84

Total Uncommitted Funds Available for New Projects **\$ 69,523.64**

PAGE 2 PROJECTS FUNDED WITH RECURRING FUNDS

LOCAL PAVING PROJECTS

Project ID#	PROJECT DESCRIPTION	WORK TYPE	RESPONSIBLE AGENCY	BUDGET	TOTAL EXPENDITURES	CURRENT FISCAL YEAR EXPENDITURES	REMAINING BUDGET	PROJECT STATUS
P029555	Full Depth Patching Franchise St, Summers Run, Deer Run Rd, Planters Knoll, Dean Dr, Cumberland Way & Beverly Dr	Patching	County	\$ 121,289.23	\$ 121,289.23	\$ 121,289.23	\$ -	Closed
P029849	Resurface Honeysuckle Lake Dr, Tyvola Dr, Hill Branch Rd, Ella Dr, Legend Oaks Way, legacy Ln, George Keen Dr, Cady Dr, Schoonover, Sedgewick Rd, Tanglewood, Lionel Ct, Lionel Dr, Rolling Meadows Dr & Cooper Dr	Resurface	County	\$ 1,051,338.76	\$ 1,051,338.76	\$ 1,051,338.76	\$ -	Closed
P030332	Resurface Swift Ct, Ruston Pl, Huston Dr, Cornwell Ct, Sawtooth Ln, Jigsaw Rd, Wainwright Manor, Fripp Ln, Shenandoah Ct, Pressley Ave, Springview Ln, Evesham Dr, York Ct & Alwyn Blvd	Resurface	Summerville	\$ 243,323.00	\$ -	\$ -	\$ 243,323.00	
P032391	Resurface Compton Crossing, Beaverton Ct, Springbrook Ct, Scalpbark Rd, Riverwood Ln, Arrowridge Ct, Wexton Ct, Susan Dr, Dootsie Ct, Trinity Dr, Poplar Cr, Spring Farm Pl, Lewisfield Ct, Summers Alley, Oak Ln, Maple Dr, Sweetgum Rd, Sage Ln, Jared Ln, Drifters Way, McCandy Ln, Summers Run, Park Forest Pky, Planters Knoll, Thornhill Dr, Carmelton Dr, Ariel Ct, Storey Rd, Pke Dr, Larson Rd, & Lisa Dr.	Resurface	County	\$ 1,108,782.00	\$ -	\$ -	\$ 1,108,782.00	

TOTALS \$ 2,524,732.99 \$ 1,172,627.99 \$ 1,172,627.99 \$ 1,352,105.00

EXPENDITURES FOR LOCAL PAVING PROJECTS AS PERCENT OF TOTAL INCOME: 71.18%

STATE ROAD PROJECTS

Project ID#	PROJECT DESCRIPTION	WORK TYPE	RESPONSIBLE AGENCY	BUDGET	EXPENDITURES	CURRENT FISCAL YEAR EXPENDITURES	REMAINING BUDGET	PROJECT STATUS
0039334	Phase I Eagle-Chandler Bridge Creek Trail Project Resurface Dukes St (S-40), Quaker St. and E. 6th S St.	Enhancement Resurface	SCDOT County	\$ 17,200.00 \$ 343,640.67	\$ 14,200.00 \$ 259,640.67	\$ - \$ -	\$ 3,000.00 \$ 84,000.00	
P030933	Resurface S-187 S-220, S-273 S.-172/447 & S-676 Portion of Old Orangeburg Rd (S-22) from W Butternut Rd to Willow Oaks Ln "Coach Pat Eidson Way"	Resurface Dedication	Summerville SCDOT	\$ 240,582.00 \$ 500.00	\$ - \$ -	\$ - \$ -	\$ 240,582.00 \$ 500.00	
P032282	Reimb - Intersection improvement at W Jim Wilton Bld (US-78) and Doyle St (S-838)	Intersection	County	\$ 260,000.00	\$ -	\$ -	\$ 260,000.00	
P032429	Name the intersection of Legare Rd & Jim Bilton Blvd "Claude Major, Jr. Intersection"	Dedication	SCDOT	\$ 500.00	\$ 500.00	\$ 500.00	\$ -	
P032501	Resurface S-559, S-612 & S-613	Resurface	SCDOT	\$ 204,000.00	\$ -	\$ -	\$ 204,000.00	
TOTALS				\$ 1,066,422.67	\$ 274,340.67	\$ 500.00	\$ 792,082.00	

26.87%

EXPENDITURES FOR STATE ROAD PROJECTS AS PERCENT OF TOTAL INCOME:

DORCHESTER COUNTY - CTC ANNUAL C FUND REPORT
 JULY 1, 2016 - JUNE 30, 2017
 SFY 2015 - 2016 NON-RECURRING FUNDS (H.4230)

Balance of Funds as of July 1, 2016	\$		4,720,158.70
Income:			
Funds Received for Period July 1, 2016 through June 30, 2017	\$	-	
Interest Earned for Period July 1, 2016 through June 30, 2017	\$	75,517.08	
Total Income	\$	<u>75,517.08</u>	
Expenses:			
State Road Project Expenditures	\$	(4,807.29)	
Total Expenditures	\$	<u>(4,807.29)</u>	
Balance of Funds as of June 30, 2017	\$		4,800,483.07
Funding Commitments:			
State Road Projects	\$	4,533,412.00	
Total Commitments	\$	<u>4,533,412.00</u>	
Total Uncommitted Funds Available for New Projects	\$		267,071.07

STATE ROAD PROJECTS

Project ID#	PROJECT DESCRIPTION	WORK TYPE	RESPONSIBLE AGENCY	BUDGET	EXPENDITURES	CURRENT FISCAL YEAR EXPENDITURES	REMAINING BUDGET	PROJECT STATUS
P029495	Repair/Replace Arch Bridge over Central Ave (S-13)	Repair	SCDOT	\$ 65,780.71	\$ 65,780.71	\$ (4,807.29)	\$ -	Closed
P029496	Resurface S-160, S-72, S207, S-562, S-579, S-458, S-855 etc.	Resurface	SCDOT	\$ 3,804,000.00	\$ -	\$ -	\$ 3,804,000.00	
P032990	Resurface S-85, S-121, & S-186	Resurface	Summerville	\$ 729,412.00	\$ -	\$ -	\$ 729,412.00	
TOTALS				\$ 4,599,192.71	\$ 65,780.71	\$ (4,807.29)	\$ 4,533,412.00	

DORCHESTER COUNTY - CTC ANNUAL C FUND REPORT
 JULY 1, 2016 - JUNE 30, 2017
 SFY 2016 - 2017 NON-RECURRING FUNDS (P117.135)

Balance of Funds as of July 1, 2016	\$	-
Income:		
Funds Received for Period July 1, 2016 through June 30, 2017	\$	1,095,000.00
Interest Earned for Period July 1, 2016 through June 30, 2017	\$	16,497.49
Total Income	\$	1,111,497.49
Expenses:		
State Road Project Expenditures	\$	-
Total Expenditures	\$	-
Balance of Funds as of June 30, 2017	\$	1,111,497.49
Funding Commitments:		
State Road Projects	\$	1,095,000.00
Total Commitments	\$	1,095,000.00
Total Uncommitted Funds Available for New Projects	\$	16,497.49

STATE ROAD PROJECTS

Project ID#	PROJECT DESCRIPTION	WORK TYPE	RESPONSIBLE AGENCY	BUDGET	EXPENDITURES	CURRENT FISCAL YEAR EXPENDITURES	REMAINING BUDGET	PROJECT STATUS
P030685	Resurface & widen Delmar Hwy (SC-165)	Resurface	County	\$ 1,095,000.00	\$ -	\$ -	\$ 1,095,000.00	
TOTALS				\$ 1,095,000.00	\$ -	\$ -	\$ 1,095,000.00	



Certified True and Correct
 Batina Feaster, C Program Manager

Batina Feaster
 Signature

8-28-2017
 Date

FAIRFIELD COUNTY - CTC ANNUAL C FUND REPORT
 JULY 1, 2016 - JUNE 30, 2017
 RECURRING FUNDS

Balance of Funds as of July 1, 2016		\$ 995,150.11
Income:		
Funds Received for Period July 1, 2016 through June 30, 2017	\$ 1,090,545.57	
Interest Earned for Period July 1, 2016 through June 30, 2017	\$ 10,643.91	
Total Income	\$ 1,101,189.48	
Expenses:		
3% Administrative Fees - FY 16-17	\$ (32,228.02)	
Local Paving Project Expenditures	\$ (917,428.90)	
State Road Project Expenditures	\$ (6,234.56)	
Total Expenditures	\$ (955,891.48)	
Balance of Funds as of June 30, 2017		\$ 1,140,448.11
Funding Commitments:		
Local Paving Projects	\$ 13,507.91	
State Road Projects	\$ 260,000.00	
Total Committed Funds	\$ 273,507.91	
Total Uncommitted Funds Available for New Projects		\$ 866,940.20

PAGE 2 PROJECTS FUNDED WITH RECURRING FUNDS

LOCAL PAVING PROJECTS

Project ID#	PROJECT DESCRIPTION	WORK TYPE	RESPONSIBLE AGENCY	BUDGET	TOTAL EXPENDITURES	CURRENT FISCAL YEAR EXPENDITURES	REMAINING BUDGET	PROJECT STATUS
P029744	Gravel Lark Ln, Hope Rd, Smith Ln, Suede Ln, Willis Rd, Deer Trace Ct, Mt Hope Rd, Derrick Ln, Longview Ln, Velvet Dr, Lenders Ln, Grannys Pl, Old Belton Rd & Old 21	Gravel	County	\$ 883,299.68	\$ 883,299.68	\$ 827,104.78	\$ -	Closed
P030606	Initial work on 2017 road paving program	Resurface	County	\$ 50,000.00	\$ 36,492.09	\$ 36,492.09	\$ 13,507.91	
P030608	Update priority points on 3 year county road plan. Pay additional invoices that were not reimbursed prior to project P028353 being closed	Research	County	\$ 15,000.00	\$ 15,000.00	\$ 15,000.00	\$ -	
P030786		Paving	County	\$ 38,832.03	\$ 38,832.03	\$ 38,832.03	\$ -	Closed
TOTALS				\$ 987,131.71	\$ 973,623.80	\$ 917,428.90	\$ 13,507.91	

EXPENDITURES FOR LOCAL PAVING PROJECTS AS PERCENT OF TOTAL INCOME: 85.54%

STATE ROAD PROJECTS

Project ID#	PROJECT DESCRIPTION	WORK TYPE	RESPONSIBLE AGENCY	BUDGET	EXPENDITURES	CURRENT FISCAL YEAR EXPENDITURES	REMAINING BUDGET	PROJECT STATUS
P027978	Full depth Patching on sections of Camp Wellfare Rd (S-20), Wateree Rd, Old River Rd and Smallstown Rd	Patching	SCDOT	\$ 279,358.91	\$ 279,358.91	\$ -	\$ -	
P028333	Resurface Syrup Mill Rd (S-93/115)	Resurface	SCDOT	\$ 80,922.00	\$ 80,922.00	\$ -	\$ -	
P028604	Sidewalk Adjacent to SC-215	Sidewalk	SCDOT	\$ 50,000.00	\$ 50,000.00	\$ -	\$ -	
P029378 (B)	Reclamation/Resurface of Landis Rd and Old 21 (S-48)	Resurface	SCDOT	\$ 179,930.95	\$ 179,930.95	\$ -	\$ -	
P030857	Town Ridgeway - Repair Sidewalk on Palmer St (US-21)	Reimbursement	SCDOT	\$ 6,234.56	\$ 6,234.56	\$ 6,234.56	\$ -	Closed
P030607 (C)	Resurface S-21 from Longtown Rd - US-21	Resurface	County	\$ 75,000.00	\$ -	\$ -	\$ 75,000.00	
P032528	TAP sidewalk project for the Town of Ridgeway	Sidewalk	County	\$ 25,000.00	\$ -	\$ -	\$ 25,000.00	
P032529	Reclamation & Resurfacing of W High St (S-111)	Resurface	County	\$ 160,000.00	\$ -	\$ -	\$ 160,000.00	
TOTALS				\$ 856,446.42	\$ 596,446.42	\$ 6,234.56	\$ 260,000.00	

EXPENDITURES FOR STATE ROAD PROJECTS AS PERCENT OF TOTAL INCOME: 22.90%

FAIRFIELD COUNTY - CTC ANNUAL C FUND REPORT
 JULY 1, 2016 - JUNE 30, 2017
 SFY 2015 - 2016 NON-RECURRING FUNDS (H.4230)

Balance of Funds as of July 1, 2016	\$	491,190.39
Income:		
Funds Received for Period July 1, 2016 through June 30, 2017	\$	-
Interest Earned for Period July 1, 2016 through June 30, 2017	\$	7,839.14
Total Income	\$	<u>7,839.14</u>
Expenses:		
State Road Project Expenditures	\$	(839,256.23)
Total Expenditures	\$	<u>(839,256.23)</u>
Balance of Funds as of June 30, 2017	\$	(340,226.70)
Funding Commitments:		
State Road Projects	\$	-
Total Commitments	\$	<u>-</u>
Total Uncommitted Funds Available for New Projects	\$	(340,226.70)

STATE ROAD PROJECTS

Project ID#	PROJECT DESCRIPTION	WORK TYPE	RESPONSIBLE AGENCY	BUDGET	EXPENDITURES	CURRENT FISCAL YEAR EXPENDITURES	REMAINING BUDGET	PROJECT STATUS
P029378	Reclamation/Resurface of Lanolis Rd (S-48) and Old 21 (S-21)	Resurface	SCDOT	\$ 2,598,668.38	\$ 2,598,668.38	\$ -	\$ -	
P030607 (B)	Resurface S-21 from Longtown Rd - US-21	Resurface	County	\$ 491,597.62	\$ 839,256.23	\$ 839,256.23	\$ (347,664.61)	

TOTALS \$ 3,090,260.00 \$ 3,437,924.61 \$ 839,256.23 \$ (347,664.61)

FAIRFIELD COUNTY - CTC ANNUAL C FUND REPORT
 JULY 1, 2016 - JUNE 30, 2017
 SFY 2016 - 2017 NON-RECURRING FUNDS (P117.135)

Balance of Funds as of July 1, 2016	\$	-
Income:		
Funds Received for Period July 1, 2016 through June 30, 2017	\$	720,000.00
Interest Earned for Period July 1, 2016 through June 30, 2017	\$	10,847.66
Total Income	\$	<u>730,847.66</u>
Expenses:		
State Road Project Expenditures	\$	-
Total Expenditures	\$	<u>-</u>
Balance of Funds as of June 30, 2017	\$	730,847.66
Funding Commitments:		
State Road Projects	\$	720,000.00
Total Commitments	\$	<u>720,000.00</u>
Total Uncommitted Funds Available for New Projects	\$	10,847.66

STATE ROAD PROJECTS

Project ID#	PROJECT DESCRIPTION	WORK TYPE	RESPONSIBLE AGENCY	BUDGET	EXPENDITURES	CURRENT FISCAL YEAR EXPENDITURES	REMAINING BUDGET	PROJECT STATUS
P030607 (A)	Resurface S-21 from Longtown Rd - US-21	Resurface	County	\$ 720,000.00	\$ -	\$ -	\$ 720,000.00	
TOTALS				\$ 720,000.00	\$ -	\$ -	\$ 720,000.00	



Certified True and Correct
 Batina Feaster, C Program Manager

Batina Feaster
 Signature

8-29-2017
 Date

FLORENCE COUNTY - CTC ANNUAL C FUND REPORT
 JULY 1, 2016 - JUNE 30, 2017
 RECURRING FUNDS

Balance of Funds as of July 1, 2016 \$ **5,124,849.71**

Income:

Funds Received for Period July 1, 2016 through June 30, 2017	\$ 2,121,080.56
Interest Earned for Period July 1, 2016 through June 30, 2017	\$ 72,603.19
Donor Bonus FY 16	\$ 106,258.89
Total Income	\$ 2,299,942.64

Expenses:

3% Administrative Fees - FY 16-17	\$ (66,643.08)
Per Diem FY16-17	\$ (1,350.00)
Local Paving Project Expenditures	\$ -
State Road Project Expenditures	\$ (2,699,170.31)
Total Expenditures	\$ (2,767,163.39)

Balance of Funds as of June 30, 2017 \$ **4,657,628.96**

Funding Commitments:

Local Paving Projects	\$ 691,350.00
State Road Projects	\$ 3,174,046.17
Total Committed Funds	\$ 3,865,396.17

Total Uncommitted Funds Available for New Projects \$ **792,232.79**

PAGE 2 PROJECTS FUNDED WITH RECURRING FUNDS

LOCAL PAVING PROJECTS

Project ID#	PROJECT DESCRIPTION	WORK TYPE	RESPONSIBLE AGENCY	BUDGET	TOTAL EXPENDITURES	CURRENT FISCAL YEAR EXPENDITURES	REMAINING BUDGET	PROJECT STATUS
P028908	Resurface Timrod Park Dr & Yellowstone Dr.	Resurface	City of Florence	\$ 292,650.00	\$ -	\$ -	\$ 292,650.00	
P031785	Resurface Buchanan Dr., Millstone Dr., & Frontage	Resurface	City of Florence	\$ 268,700.00	\$ -	\$ -	\$ 268,700.00	
P032159	Resurface Bentree Ln	Resurface	City of Florence	\$ 130,000.00	\$ -	\$ -	\$ 130,000.00	

TOTALS \$ 691,350.00 \$ - \$ - \$ 691,350.00

EXPENDITURES FOR LOCAL PAVING PROJECTS AS PERCENT OF TOTAL INCOME: 0.00%

STATE ROAD PROJECTS

Project ID#	PROJECT DESCRIPTION	WORK TYPE	RESPONSIBLE AGENCY	BUDGET	EXPENDITURES	CURRENT FISCAL YEAR EXPENDITURES	REMAINING BUDGET	PROJECT STATUS
P027734	Resurface Big Swamp Rd (S-86) from S-561 to S-729, and Munn St (S-1480) from SC-51 to S-03	Resurface	SCDOT	\$ 485,215.41	\$ 485,215.41	\$ 2,880.00	\$ -	Closed
P028393	Resurface Campbranch Rd (S-56) & Big Swamp Rd (S-164)	Resurface	SCDOT	\$ 1,238,766.82	\$ 1,102,852.84	\$ 1,025,429.91	\$ 135,913.98	
P028544	Intersection of N Old Georgetown Rd & US-378 "Deputy Joseph C. Antwine Memorial Intersection"	Dedication	SCDOT	\$ 500.00	\$ -	\$ -	\$ 500.00	
P028623	Oakland Ave from Norfolk st. to Wilson Rd "Reverend Dr. Vandroth Backus Way - A. Montford Point Marine"	Dedication	SCDOT	\$ 500.00	\$ -	\$ -	\$ 500.00	
P028819	Install Pipe on Matthews Rd (S-278) from SC-341 to S-1425	Install Pipe	SCDOT	\$ 1,125,768.75	\$ 1,025,721.37	\$ 719,209.12	\$ 100,047.38	
P029478	Resurface S-234, S-869, S-926, S-1044, SC-327, S-291, S-1045 etc	Resurface	SCDOT	\$ 1,334,117.09	\$ 786,792.47	\$ 786,792.47	\$ 547,324.62	
P029745	Portion of SC-51 that runs 200Yds North & 200 Yds South of Elizabeth Baptist Church "Reverend Solomon Eaddy Sr. Highway"	Dedication	SCDOT	\$ 500.00	\$ -	\$ -	\$ 500.00	
P029791	Resurface Seven Mile Rd (S-105) & Gaillard St (S-153)	Resurface	SCDOT	\$ 576,047.61	\$ 36,002.97	\$ 36,002.97	\$ 540,044.64	
P030105	Portion of Alligator Rd from Savannah Grove Rd to Whippoonwill Rd "Dr. Ralph W. Canty, Sr. Highway"	Dedication	SCDOT	\$ 500.00	\$ -	\$ -	\$ 500.00	
P030148	Resurface S-829, S-875, & S-1283	Resurface	SCDOT	\$ 166,131.86	\$ 77,672.12	\$ 77,672.12	\$ 88,459.74	
P030286	Portion of US-76 from Timmonsville City Limit to I-95 "Reverend Dr. Henry B. Peoples Highway"	Dedication	SCDOT	\$ 500.00	\$ -	\$ -	\$ 500.00	
P030287	Portion of Pamlico Hwy from Flowers Rd to Branch Rd "Chief Apostle Fred Graham Highway"	Dedication	SCDOT	\$ 500.00	\$ -	\$ -	\$ 500.00	
P030288	Portion of Pine St from S church St. to S Jeffords St. in the City of Florence "Edward 'Ed' Robinson Way"	Dedication	SCDOT	\$ 500.00	\$ -	\$ -	\$ 500.00	
P031899	Resurface N Coit (US-52 Conn)	Resurface	SCDOT	\$ 818,939.53	\$ 51,183.72	\$ 51,183.72	\$ 767,755.81	

STATE ROAD PROJECTS (Continued)

Project ID#	PROJECT DESCRIPTION	WORK TYPE	RESPONSIBLE AGENCY	BUDGET	EXPENDITURES	CURRENT FISCAL YEAR EXPENDITURES	REMAINING BUDGET	PROJECT STATUS
P032236	Portion of 7 Mile Rd from SC-51 to N Old River Rd "Corporal Thomas William Spears Memorial Rd"	Dedication	SCDOT	\$ 500.00	\$ -	\$ -	\$ 500.00	
P032278	Resurface N Edisto Dr (S-172), Pineiland Ave (S-209) & Pine Needles Rd (S-650)	Resurface	SCDOT	\$ 564,000.00	\$ -	\$ -	\$ 564,000.00	
P032280	Construct turn lanes on US-76 at the intersection with S-1381	Turn Lanes	SCDOT	\$ 425,000.00	\$ -	\$ -	\$ 425,000.00	
P032445	Bridge on Old River Rd that crosses Barfield Mill Creek "William Clyde Graham Bridge"	Dedication	SCDOT	\$ 500.00	\$ -	\$ -	\$ 500.00	
P032446	Wilson Rd from Irby St to Oakland Ave "Elder Elijah Green Way"	Dedication	SCDOT	\$ 500.00	\$ -	\$ -	\$ 500.00	
P032447	Bridge on US-76 over Jeffenes Creek "John 'Jack' Moulton Robinson, Jr. Bridge"	Dedication	SCDOT	\$ 500.00	\$ -	\$ -	\$ 500.00	

TOTALS

\$ 6,739,487.07 \$ 3,565,440.90 \$ 2,699,170.31 \$ 3,174,046.17

EXPENDITURES FOR STATE ROAD PROJECTS AS PERCENT OF TOTAL INCOME:

84.79%

FLORENCE COUNTY - CTC ANNUAL C FUND REPORT
 JULY 1, 2016 - JUNE 30, 2017
 SFY 2015 - 2016 NON-RECURRING FUNDS (H.4230)

Balance of Funds as of July 1, 2016	\$ 6,032,141.73
Income:	
Funds Received for Period July 1, 2016 through June 30, 2017	\$ -
Interest Earned for Period July 1, 2016 through June 30, 2017	\$ 90,051.05
Total Income	<u>\$ 90,051.05</u>
Expenses:	
State Road Project Expenditures	\$ (1,858,365.27)
Total Expenditures	<u>\$ (1,858,365.27)</u>
Balance of Funds as of June 30, 2017	\$ 4,263,827.51
Funding Commitments	
State Road Projects	\$ 3,950,498.47
Total Commitments	<u>\$ 3,950,498.47</u>
Total Uncommitted Funds Available for New Projects	\$ 313,329.04

STATE ROAD PROJECTS

Project ID#	PROJECT DESCRIPTION	WORK TYPE	RESPONSIBLE AGENCY	BUDGET	EXPENDITURES	CURRENT FISCAL YEAR EXPENDITURES	REMAINING BUDGET	PROJECT STATUS
P029479	Resurface Old Wallace Greg Rd & Sally Hill Rd (S-918)	Resurface	SCDOT	\$ 1,569,475.54	\$ 1,247,624.98	\$ 1,247,624.98	\$ 321,850.56	
P029792	Resurface S-537, S-147, S-55 & S-488	Resurface	SCDOT	\$ 2,667,461.22	\$ 512,494.86	\$ 512,494.86	\$ 2,154,966.36	
P031900	Resurface S-1295, S-237, S-575, S-46 & S-167	Resurface	SCDOT	\$ 1,571,926.98	\$ 98,245.43	\$ 98,245.43	\$ 1,473,681.55	

TOTALS

\$ 5,808,863.74 \$ 1,858,365.27 \$ 1,858,365.27 \$ 3,950,498.47

FLORENCE COUNTY - CTC ANNUAL C FUND REPORT
 JULY 1, 2016 - JUNE 30, 2017
 SFY 2016 - 2017 NON-RECURRING FUNDS (P117.135)

Balance of Funds as of July 1, 2016	\$	-
Income:		
Funds Received for Period July 1, 2016 through June 30, 2017	\$	1,400,000.00
Interest Earned for Period July 1, 2016 through June 30, 2017	\$	21,092.69
Total Income	\$	1,421,092.69
Expenses:		
State Road Project Expenditures	\$	-
Total Expenditures	\$	1,421,092.69
Balance of Funds as of June 30, 2017	\$	1,421,092.69
Funding Commitments:		
State Road Projects	\$	(1,401,000.00)
Total Commitments	\$	(1,401,000.00)
Total Uncommitted Funds Available for New Projects	\$	20,092.69

STATE ROAD PROJECTS

Project ID#	PROJECT DESCRIPTION	WORK TYPE	RESPONSIBLE AGENCY	BUDGET	EXPENDITURES	CURRENT FISCAL YEAR EXPENDITURES	REMAINING BUDGET	PROJECT STATUS
P032279	Resurface Francis Marion Rd (SC-327)	Resurface	SCDOT	\$ 1,401,000.00	-	-	\$ 1,401,000.00	
TOTALS				\$ 1,401,000.00	\$ -	\$ -	\$ 1,401,000.00	



Certified True and Correct
 Batina Feaster, C Program Manager

Batina Feaster
 Signature

8-29-2017
 Date

GEORGETOWN COUNTY - CTC ANNUAL C FUND REPORT
 JULY 1, 2016 - JUNE 30, 2017
 RECURRING FUNDS

Balance of Funds as of July 1, 2016		\$ 4,334,594.61
Income:		
Funds Received for Period July 1, 2016 through June 30, 2017	\$ 1,530,314.47	
Interest Eamed for Period July 1, 2016 through June 30, 2017	\$ 66,359.21	
Total Income	\$ 1,596,673.68	
Expenses:		
3% Administrative Fees - FY 16-17	\$ (46,270.26)	
Local Paving Project Expenditures	\$ (663,576.60)	
State Road Project Expenditures	\$ (633,009.77)	
Total Expenditures	\$ (1,342,856.63)	
Balance of Funds as of June 30, 2017		\$ 4,588,411.66
Funding Commitments:		
Local Paving Projects	\$ 2,336,277.35	
State Road Projects	\$ 2,231,215.94	
Total Committed Funds	\$ 4,567,493.29	
Total Uncommitted Funds Available for New Projects		\$ 20,918.37

LOCAL PAVING PROJECTS

Project ID#	PROJECT DESCRIPTION	WORK TYPE	RESPONSIBLE AGENCY	BUDGET	TOTAL EXPENDITURES	CURRENT FISCAL YEAR EXPENDITURES	REMAINING BUDGET	PROJECT STATUS
P026880	Resurface Tiller Dr., Wildlife Rd & Yauhannah Lake Dr.	Resurface	County	\$ 86,397.10	\$ 86,397.10	\$ -	\$ -	Closed
P027132	Outfall ditch/Drainage Improvements along Brow Pelican Loop & Haunted Trail in Pawleys Island	Improvements	County	\$ 90,000.00	\$ 90,000.00	\$ 840.75	\$ -	Closed
P029022	Pave Co roads Maidenbush Rd, Proverbs Ln, Rufus Loop, Lawnorn Loop etc.	Paving	County	\$ 899,000.00	\$ 121,678.55	\$ 118,480.75	\$ 777,321.45	
P029414	Provide Wear Deck Resurfacing & Maintenance to the 4 bridges on Summergate Rd.	resurface	County	\$ 263,000.00	\$ 16,850.00	\$ 16,850.00	\$ 246,150.00	
P029415	Pave James Dr & Miller Rd	Paving	County	\$ 325,000.00	\$ 17,000.00	\$ 17,000.00	\$ 308,000.00	
P029653	Resurface Grate Ave, Brown Bark Ln, S First St etc	Resurface	County	\$ 668,800.00	\$ 403,878.20	\$ 403,878.20	\$ 264,921.80	
P029654	Seal & Stripe Wildcat Way & Install Pavement Markers along Hesterville Rd	Paving	County	\$ 66,931.00	\$ 66,931.00	\$ 66,931.00	\$ -	Closed
P030559	Construct Ethel Tr & Evans Place PE for plans/options for drainage & shoulder improvements on Grate Ave	Paving	County	\$ 449,000.00	\$ 36,927.50	\$ 36,927.50	\$ 412,072.50	
P030560	PE for plans/options for drainage & shoulder improvements on Grate Ave	Survey	County	\$ 20,000.00	\$ 2,688.40	\$ 2,688.40	\$ 17,311.60	
P030861	Install reflective prvmt markers on Center Rd	Maintenance	County	\$ 5,000.00	\$ -	\$ -	\$ 5,000.00	
P030852	Resurface Goude Rd, Lachicotte Dr & Waverly Rd.	Resurface	County	\$ 305,500.00	\$ -	\$ -	\$ 305,500.00	

TOTALS \$ 3,178,628.10 \$ 842,350.75 \$ 663,576.60 \$ 2,336,277.35

EXPENDITURES FOR LOCAL PAVING PROJECTS AS PERCENT OF TOTAL INCOME: 43.75%

STATE ROAD PROJECTS

Project ID#	PROJECT DESCRIPTION	WORK TYPE	RESPONSIBLE AGENCY	BUDGET	EXPENDITURES	CURRENT FISCAL YEAR EXPENDITURES	REMAINING BUDGET	PROJECT STATUS
P027667	Resurface all or portion of S-310, S-831, S-279, S-578, S-64, S-143, S-67, S-58 & S-834	Resurface	SCDOT	\$ 1,882,057.85	\$ 1,572,104.62	\$ 581,965.39	\$ 309,953.23	
P028854	Portion of S-6 from Georgetown/Williamsburg Co Line to rose Hill church Near S-585 "John James Snow II and John James Snow III (Bubber) Highway"	Dedication	SCDOT	\$ 250.00	\$ -	\$ -	\$ 250.00	
P029697	Construct Acceleration & Deceleration Lanes along US-17 at the entrance to Applegate Ct near Murrells Inlet	Improvement	SCDOT	\$ 318,168.80	\$ 19,885.55	\$ 19,885.55	\$ 298,283.25	
P029704 (B)	Resurface Choppee Rd (S-4) & Powell Rd (S-24)	Resurface	SCDOT	\$ 1,104,846.95	\$ -	\$ -	\$ 1,104,846.95	
P030290	Portion of Sims St in City of Georgetown From N Congdon St to N Merriman Rd "Marine Corporal Nathaniel Jackson Memorial Street"	Dedication	SCDOT	\$ 500.00	\$ -	\$ -	\$ 500.00	
P030589	Resurface S-77 & S-101 in Town of Andrews	Resurface	SCDOT	\$ 498,541.34	\$ 31,158.83	\$ 31,158.83	\$ 467,382.51	
P032222	Reimb - Construct 4 crosswalks across US-17 Bus in Murrells Inlet	Crosswalks	County	\$ 50,000.00	\$ -	\$ -	\$ 50,000.00	

TOTALS \$ 3,854,364.94 \$ 1,623,149.00 \$ 633,009.77 \$ 2,231,215.94

EXPENDITURES FOR STATE ROAD PROJECTS AS PERCENT OF TOTAL INCOME: 114.52%

GEORGETOWN COUNTY - CTC ANNUAL C FUND REPORT
 JULY 1, 2016 - JUNE 30, 2017
 SFY 2015 - 2016 NON-RECURRING FUNDS (H.4230)

Balance of Funds as of July 1, 2016	\$	4,355,337.01
Income:		
Funds Received for Period July 1, 2016 through June 30, 2017	\$	-
Interest Earned for Period July 1, 2016 through June 30, 2017	\$	69,671.96
Total Income	\$	<u>69,671.96</u>
Expenses:		
State Road Project Expenditures	\$	344,851.74
Total Expenditures	\$	<u>344,851.74</u>
Balance of Funds as of June 30, 2017	\$	4,080,157.23
Funding Commitments:		
State Road Projects	\$	4,067,929.18
Total Commitments	\$	<u>4,067,929.18</u>
Total Uncommitted Funds Available for New Projects	\$	12,228.05

STATE ROAD PROJECTS

Project ID#	PROJECT DESCRIPTION	WORK TYPE	RESPONSIBLE AGENCY	BUDGET	EXPENDITURES	CURRENT FISCAL YEAR EXPENDITURES	REMAINING BUDGET	PROJECT STATUS
P029704 (A)	Resurface Choppes Rd (S-4) & Powell Rd (S-24)	Resurface	SCDOT	\$ 4,412,780.92	\$ 344,851.74	\$ 344,851.74	\$ 4,067,929.18	
TOTALS				\$ 4,412,780.92	\$ 344,851.74	\$ 344,851.74	\$ 4,067,929.18	

GEORGETOWN COUNTY - CTC ANNUAL C FUND REPORT
 JULY 1, 2016 - JUNE 30, 2017
 SFY 2016 - 2017 NON-RECURRING FUNDS (P117.135)

Balance of Funds as of July 1, 2016	\$	-
Income:		
Funds Received for Period July 1, 2016 through June 30, 2017	\$	1,010,000.00
Interest Earned for Period July 1, 2016 through June 30, 2017	\$	15,216.86
Total Income	\$	<u>1,025,216.86</u>
Expenses:		
State Road Project Expenditures	\$	-
Total Expenditures	\$	<u>-</u>
Balance of Funds as of June 30, 2017	\$	1,025,216.86
Funding Commitments:		
State Road Projects	\$	1,016,648.00
Total Commitments	\$	<u>1,016,648.00</u>
Total Uncommitted Funds Available for New Projects	\$	8,568.86

STATE ROAD PROJECTS

Project ID#	PROJECT DESCRIPTION	WORK TYPE	RESPONSIBLE AGENCY	BUDGET	EXPENDITURES	CURRENT FISCAL YEAR EXPENDITURES	REMAINING BUDGET	PROJECT STATUS
P032162	Resurface US-17	Resurface	SCDOT	\$ 1,016,648.00	\$ -	\$ -	\$ 1,016,648.00	
TOTALS				\$ 1,016,648.00	\$ -	\$ -	\$ 1,016,648.00	



Certified True and Correct
 Batina Feaster, C Program Manager

Batina Feaster
 Signature

8-29-2017
 Date

HAMPTON COUNTY - CTC ANNUAL C FUND REPORT
 JULY 1, 2016 - JUNE 30, 2017
 RECURRING FUNDS

Balance of Funds as of July 1, 2016 **\$ 1,605,900.02**

Income:

Funds Received for Period July 1, 2016 through June 30, 2017	\$ 856,143.90	
Interest Earned for Period July 1, 2016 through June 30, 2017	\$ 26,837.41	
Total Income	\$ 882,981.31	

Expenses:

3% Administrative Fees - FY 16-17	\$ (25,574.58)	
Local Paving Project Expenditures	\$ (473,099.25)	
State Road Project Expenditures	\$ -	
Total Expenditures	\$ (498,673.83)	

Balance of Funds as of June 30, 2017 **\$ 1,990,207.50**

Funding Commitments:

Local Paving Projects	\$ 572,400.00	
State Road Projects	\$ 1,146,490.79	
Total Committed Funds	\$ 1,718,890.79	

Total Uncommitted Funds Available for New Projects **\$ 271,316.71**

PAGE 2 PROJECTS FUNDED WITH RECURRING FUNDS

LOCAL PAVING PROJECTS

Project ID#	PROJECT DESCRIPTION	WORK TYPE	RESPONSIBLE AGENCY	BUDGET	TOTAL EXPENDITURES	CURRENT FISCAL YEAR EXPENDITURES	REMAINING BUDGET	PROJECT STATUS
P028700	Rock & Pave dirt parking area at Sherriff's Office	Paving	County	\$ 90,000.00	\$ -	\$ -	\$ 90,000.00	
P028701	Install Pipe & Rock County Road Hadwin Cr.	Install Pipe	County	\$ 139,665.00	\$ 139,665.00	\$ -	\$ -	Closed
P030179	Place rock on Pedro Rd, Curly Rd, Hickory Ridge Rd & Ladson Rd	Resurface	County	\$ 192,484.25	\$ 192,484.25	\$ 192,484.25	\$ -	Closed
P030180	Pave Clifton Dr & Lonesome dove Ln	Paving	County	\$ 136,625.00	\$ 136,625.00	\$ 136,625.00	\$ -	
P030181	Install Drainage Pipe on Clifton Dr, Lonesome Dove Dr, Daves Rd & Hadwin Cr	Install pipe	County	\$ 37,563.70	\$ 37,563.70	\$ -	\$ -	Closed
P030342	Purchase large rock for washed out roads	Material	County	\$ 14,000.00	\$ -	\$ -	\$ 14,000.00	
P030692	Pave Melvin Cr	Paving	County	\$ 143,990.00	\$ 143,990.00	\$ 143,990.00	\$ -	Closed
P030814	Purchase Pipe for Hampton Co Paving Project	Material	County	\$ 42,000.00	\$ -	\$ -	\$ 42,000.00	
P030822	Resurface King Cr, Jumper St, Oliver St, Susanne st & Short St, Rock & Pave Fairway Dr. etc.	Resurface	County	\$ 426,400.00	\$ -	\$ -	\$ 426,400.00	

TOTALS \$ 1,222,727.95 \$ 650,327.95 \$ 473,099.25 \$ 572,400.00

EXPENDITURES FOR LOCAL PAVING PROJECTS AS PERCENT OF TOTAL INCOME: 55.25%

STATE ROAD PROJECTS

Project ID#	PROJECT DESCRIPTION	WORK TYPE	RESPONSIBLE AGENCY	BUDGET	EXPENDITURES	CURRENT FISCAL YEAR EXPENDITURES	REMAINING BUDGET	PROJECT STATUS
P027508	Resurface S-34, S-60, S-368, S-545, 602 & S-768	Resurface	SCDOT	\$ 231,497.29	\$ 109,888.84	\$ -	\$ 121,608.45	
P027540	Install Sidewalk Along US-601 from S-128 to Near S-281, Town of Furman	Sidewalk	SCDOT	\$ 182,502.21	\$ 143,119.87	\$ -	\$ 19,382.34	
P029928	Resurface S-429, S-50 & S-48	Resurface	SCDOT	\$ 770,000.00	\$ -	\$ -	\$ 770,000.00	
P030380	Restructure Interchange at US-278 & SC-63	Interchange	Town of Vamville	\$ 47,500.00	\$ -	\$ -	\$ 47,500.00	
P030907	Enhancement - Install sidewalks & Lights in Town of Lee Ave (S-11)	Enhancement	SCDOT	\$ 100,000.00	\$ -	\$ -	\$ 100,000.00	
P032223	Construct 360' sidewalk & roadway improvements on Lee Ave (S-11)	Improvements	SCDOT	\$ 88,000.00	\$ -	\$ -	\$ 88,000.00	

TOTALS \$ 1,399,499.50 \$ 253,008.71 \$ - \$ 1,146,490.79

EXPENDITURES FOR STATE ROAD PROJECTS AS PERCENT OF TOTAL INCOME: 27.97%

HAMPTON COUNTY - CTC ANNUAL C FUND REPORT
 JULY 1, 2016 - JUNE 30, 2017
 SFY 2015 - 2016 NON-RECURRING FUNDS (H.4230)

Balance of Funds as of July 1, 2016	\$ 2,438,988.72
Income:	
Funds Received for Period July 1, 2016 through June 30, 2017	\$ -
Interest Earned for Period July 1, 2016 through June 30, 2017	\$ 39,016.28
Total Income	\$ 39,016.28
Expenses:	
State Road Project Expenditures	\$ -
Total Expenditures	\$ -
Balance of Funds as of June 30, 2017	\$ 2,478,005.00
Funding Commitments:	
State Road Projects	\$ 1,471,826.69
Total Commitments	\$ 1,471,826.69
Total Uncommitted Funds Available for New Projects	\$ 1,006,178.31

STATE ROAD PROJECTS

Project ID#	PROJECT DESCRIPTION	WORK TYPE	RESPONSIBLE AGENCY	BUDGET	EXPENDITURES	CURRENT FISCAL YEAR EXPENDITURES	REMAINING BUDGET	PROJECT STATUS
P029929	Construct Pocolaligo Rd.	Improvement	SCDOT	\$ 2,850.69	\$ -	\$ -	\$ 2,850.69	
P030821	Resurface Bo Peep Rd, Halls Mill Rd, Locust St and C	Resurface	SCDOT	\$ 1,468,976.00	\$ -	\$ -	\$ 1,468,976.00	
TOTALS				\$ 1,471,826.69	\$ -	\$ -	\$ 1,471,826.69	

HAMPTON COUNTY - CTC ANNUAL C FUND REPORT
 JULY 1, 2016 - JUNE 30, 2017
 SFY 2016 - 2017 NON-RECURRING FUNDS (P117.135)

Balance of Funds as of July 1, 2016	\$	-
Income:		
Funds Received for Period July 1, 2016 through June 30, 2017	\$	565,000.00
Interest Eamed for Period July 1, 2016 through June 30, 2017	\$	8,512.41
Total Income	\$	573,512.41
Expenses:		
State Road Project Expenditures	\$	-
Total Expenditures	\$	-
Balance of Funds as of June 30, 2017	\$	573,512.41
Funding Commitments:		
State Road Projects	\$	(565,000.00)
Total Commitments	\$	(565,000.00)
Total Uncommitted Funds Available for New Projects	\$	8,512.41

STATE ROAD PROJECTS

Project ID#	PROJECT DESCRIPTION	WORK TYPE	RESPONSIBLE AGENCY	BUDGET	EXPENDITURES	CURRENT FISCAL YEAR EXPENDITURES	REMAINING BUDGET	PROJECT STATUS
P030820	Resurface US-278 from Brunson to Hampton	Resurface	SCDOT	\$ 565,000.00	\$ -	\$ -	\$ 565,000.00	
TOTALS				\$ 565,000.00	\$ -	\$ -	\$ 565,000.00	



Certified True and Correct
 Batina Feaster, C Program Manager

Batina Feaster
 Signature

8-29-2017
 Date

HORRY COUNTY - CTC ANNUAL C FUND REPORT
 JULY 1, 2016 - JUNE 30, 2017
 RECURRING FUNDS

Balance of Funds as of July 1, 2016			\$ 11,589,512.67
Income:			
Funds Received for Period July 1, 2016 through June 30, 2017	\$	3,684,312.78	
Interest Earned for Period July 1, 2016 through June 30, 2017	\$	187,002.11	
Donor Bonus FY 16	\$	1,139,460.35	
Total Income	\$	<u>5,010,775.24</u>	
Expenses:			
3% Administrative Fees - FY 16-17	\$	(149,556.39)	
Per diem FY16-17	\$	(11,100.00)	
Local Paving Project Expenditures	\$	(1,738,031.61)	
State Road Project Expenditures	\$	(2,188,355.59)	
Total Expenditures	\$	<u>(4,087,043.59)</u>	
Balance of Funds as of June 30, 2017	\$		12,513,244.32
Funding Commitments:			
Local Paving Projects	\$	1,940,177.29	
State Road Projects	\$	4,813,984.60	
Total Committed Funds	\$	<u>6,754,161.89</u>	
Total Uncommitted Funds Available for New Projects	\$		5,759,082.43

PAGE 2 PROJECTS FUNDED WITH RECURRING FUNDS

LOCAL PAVING PROJECTS

Project ID#	PROJECT DESCRIPTION	WORK TYPE	RESPONSIBLE AGENCY	BUDGET	TOTAL EXPENDITURES	CURRENT FISCAL YEAR EXPENDITURES	REMAINING BUDGET	PROJECT STATUS
6039185	Resurface Waccamaw Medical Park Rd	Resurface	County	\$ 48,419.69	\$ 48,419.69	\$ -	\$ -	Closed
6042282	Pave a portion of Punk Rd, including Part 3, 50/50 cost share between CTC & Horry County council	Paving	County	\$ 341,250.00	\$ 301,028.12	\$ 143,528.12	\$ 40,221.88	
6042443	Pave Shield Rd located off Hwy 57	Paving	County	\$ 130,247.89	\$ 130,247.89	\$ -	\$ -	Closed
6042763	Pave Waccamaw Dr. located off Hwy 701	Paving	County	\$ 120,986.52	\$ 120,986.52	\$ 141.53	\$ -	Closed
P027473	Pave Temple Dr. located in the Longs Area	Paving	SCDOT	\$ 141,750.00	\$ 1,500.00	\$ 1,500.00	\$ 140,250.00	
P027474	Pave Levon Cr located in the Longs area	Paving	County	\$ 105,000.00	\$ 5,522.50	\$ 5,522.50	\$ 99,477.50	
P027841	Pave Church Landing Rd	Paving	County	\$ 159,000.00	\$ 89,686.19	\$ 79,311.19	\$ 69,313.81	
P028844	Pave Strawberry Rd	Paving	County	\$ 379,295.00	\$ 312,205.43	\$ 312,205.43	\$ 67,089.57	
P029017	Road Plan Yr. 17, 17 roads for improvements	Improvement	County	\$ 500,000.00	\$ 497,410.77	\$ 441,883.84	\$ 2,589.23	
P029243	Purchase two portable signs for use in management of traffic & public information	Material	N Myrtle Beach	\$ 28,325.00	\$ 28,325.00	\$ 28,325.00	\$ -	Closed
P029527	Resurface 14 Streets, asphalt repairs, sidewalk repairs etc.	Resurface	Conway	\$ 264,324.30	\$ 264,324.30	\$ 264,324.30	\$ -	Closed
P029662	Resurface 16th Ave S, 1st Ave N, 6th Ave N, Lakeside Dr., 4th Ave N & Cherry Dr.	Resurface	Surfside Beach	\$ 225,000.00	\$ -	\$ -	\$ 225,000.00	
P029770	Construct & Pave Saw Horse Rd	Paving	County	\$ 115,850.00	\$ 32,239.73	\$ 32,239.73	\$ 83,610.27	
P029772	Road Improvements Plan Blain Ln, Frazer Ln, Open Mileage, Bill Grissett Rd, Blue Sky Rd, Brinkley Rd, Garden Springs, Holmes Ave, No Name, Roper Ln, Waccamaw Dr. & Barts Rd	Improvement	County	\$ 500,000.00	\$ -	\$ -	\$ 500,000.00	
P029850	Resurface Allied Dr. & Century Ct. in Atlantic Center Industrial park	Resurface	County	\$ 454,000.00	\$ 429,049.97	\$ 429,049.97	\$ 24,950.03	
P031856	Road improvements to Ray Ave, Ladson Ave, Jenkins Dr, Cherokee St, Hilland Ave, Woodcreek Ln, Rosehip Ct, Turtle Dr, Turtle St, Whistle Shop Rd, Westridge Blvd, Patricia Dr. & Collins St	Improvement	City of Conway	\$ 192,925.00	\$ -	\$ -	\$ 192,925.00	
P032225	Pave Bellamy Cr & Livingston Ln	Paving	County	\$ 269,750.00	\$ -	\$ -	\$ 269,750.00	
P032229	Improvements to 3rd Ave between US-17 & Poplar Dr	Improvement	Town of Surfside Beach	\$ 225,000.00	\$ -	\$ -	\$ 225,000.00	

TOTALS \$ 4,201,073.40 \$ 2,260,896.11 \$ 1,738,031.61 \$ 1,940,177.29

EXPENDITURES FOR LOCAL PAVING PROJECTS AS PERCENT OF TOTAL INCOME: 48.16%

PAGE 3 PROJECTS FUNDED WITH RECURRING FUNDS

STATE ROAD PROJECTS

Project ID#	PROJECT DESCRIPTION	WORK TYPE	RESPONSIBLE AGENCY	BUDGET	EXPENDITURES	CURRENT FISCAL YEAR EXPENDITURES	REMAINING BUDGET	PROJECT STATUS
7040972	Bridge to be constructed that crosses intra-coastal waterway along SC-31 the "Colonel Howard Darst Barnard III Bridge"	Dedication	SCDOT	\$ 500.00	\$ -	\$ -	\$ 500.00	
0042320	Repair 320' of sidewalk along S-48	Sidewalk	SCDOT	\$ 15,800.00	\$ -	\$ -	\$ 15,800.00	
P028994	Reconstruct 850' of N Ocean Blvd (SC-73) with drainage/pedestrian & bicycle improvements	Improvement	Myrtle Beach	\$ 229,589.53	\$ 229,589.53	\$ 229,589.53	\$ -	
P027236	Resurface SC-544 Conn Between US-501 BUS & US-501	Resurface	SCDOT	\$ 164,326.61	\$ 164,326.61	\$ 210.04	\$ -	Closed
P027239	Install & Repair sidewalk along Broad St. and Railroad Ave (US-710)	Sidewalk	SCDOT	\$ 35,219.00	\$ -	\$ -	\$ 35,219.00	
P027250	Resurface all or a portion of S-389	Resurface	SCDOT	\$ 150,774.05	\$ 150,774.05	\$ -	\$ -	Closed
P027475	Resurface last section of S-19 from S-45 to SC-410	Resurface	SCDOT	\$ 288,335.11	\$ 288,335.11	\$ (115.50)	\$ -	Closed
P028394	Resurface Nichols Hwy, Dunn shortcut Rd & Spring Branch Rd. (S-23)	Resurface	SCDOT	\$ 2,022,230.40	\$ 1,302,682.72	\$ 1,176,293.32	\$ 719,547.68	
P028709	Resurface 14th Ave, 6th Ave, Havens Dr and Nixon St	Resurface	County	\$ 440,000.00	\$ 440,000.00	\$ 440,000.00	\$ -	
P028715	Portion of Green Sea Rd from SC-917 to US-701 "Dennis E. Phipps Highway"	Dedication	SCDOT	\$ 500.00	\$ -	\$ -	\$ 500.00	
P028918	Construct a Deceleration Lane off the Northbound Lane of W State Hwy 9 at Kayla Lane	Deceleration Lane	County	\$ 179,000.00	\$ 174,356.09	\$ 167,749.57	\$ 4,643.91	
P028985	Road improvements to include storm drainage, Pavement & Sidewalks on 11th Ave. (S-94)	Improvement	N Myrtle Beach	\$ 205,081.00	\$ -	\$ -	\$ 205,081.00	
P029197	Install round-about at the intersection of Singleton Ridge Rd, Technology Blvd & William Finlayson Rd, (S-1121)	Improvement	SCDOT	\$ 505,000.00	\$ 355,000.00	\$ -	\$ 150,000.00	
P029242	Extend Streetscape Project Phase III on 8th Ave in the Town of Aynor (S-24)	Enhancement	SCDOT	\$ 96,809.00	\$ 96,809.00	\$ -	\$ -	
P029526	Drainage improvements at 16th & McKeithan St, Temple St at Bayside, Dillon St & Bayside & Live Oak (S-153)	Drainage	Conway	\$ 35,000.00	\$ 27,864.86	\$ 27,864.86	\$ 7,135.14	
P029604	Widen 11th Ave N & S Ocean Blvd (S-94) to include Raised Median, Left & Right turn Lanes, C&G etc	Resurface/widen	N Myrtle Beach	\$ 1,000,000.00	\$ -	\$ -	\$ 1,000,000.00	
P029827 (B)	Resurface Norton Rd S-73) MP 4.03-MP 6.74	Resurface	SCDOT	\$ 715,047.85	\$ -	\$ -	\$ 715,047.85	
P030808	Resurface Tory Hill & Janette St (S-1239)	Resurface	SCDOT	\$ 209,098.46	\$ -	\$ -	\$ 209,098.46	
P030811	Install crosswalk across Southern leg of US-17 BUS, E	Crosswalk	SCDOT	\$ 37,500.00	\$ -	\$ -	\$ 37,500.00	
P031855	Install sidewalks along US-501	Sidewalk	SCDOT	\$ 162,500.00	\$ 146,763.77	\$ 146,763.77	\$ 15,736.23	
P031857	Road improvements to include resurfacing, asphalt & sidewalk repairs & drainage on S-96, S-488, S-386, S-1202/1203, S-485 & US-378	Improvement	City of Conway	\$ 91,000.00	\$ -	\$ -	\$ 91,000.00	
P031858	Resurface a portion of S-1342	Resurface	SCDOT	\$ 118,677.33	\$ -	\$ -	\$ 118,677.33	
P032439	Install emergency traffic signal at new fire station on Hwy 544	Signal	County	\$ 150,000.00	\$ -	\$ -	\$ 150,000.00	
P032440 (B)	Resurface US-701 for 2.91 miles	Resurface	SCDOT	\$ 442,438.00	\$ -	\$ -	\$ 442,438.00	
P032441	Resurface S-1125, S-851, & S-882	Resurface	SCDOT	\$ 103,537.00	\$ -	\$ -	\$ 103,537.00	

PAGE 4 PROJECTS FUNDED WITH RECURRING FUNDS

STATE ROAD PROJECTS (CONTINUED)

Project ID#	PROJECT DESCRIPTION	WORK TYPE	RESPONSIBLE AGENCY	BUDGET	EXPENDITURES	CURRENT FISCAL YEAR EXPENDITURES	REMAINING BUDGET	PROJECT STATUS
P032448	Intersection at SC-129 & Vaught Rd the "Lomnie Hoyt Martin Intersection"	Dedication	SCDOT	\$ 500.00	\$ -	\$ -	\$ 500.00	PROJECT STATUS
P032531	Funds toward E Coast Greenway Extension - sidewalk on Waccamaw Dr. (S-155) in Garden City	Sidewalk	SCDOT	\$ 250,000.00	\$ -	\$ -	\$ 250,000.00	PROJECT STATUS
P033603	Resurface a section of Good Luck Rd (S-569)	Resurface	SCDOT	\$ 542,023.00	\$ -	\$ -	\$ 542,023.00	PROJECT STATUS

TOTALS \$ 8,190,486.34 \$ 3,376,501.74 \$ 2,188,355.59 \$ 4,813,984.60

EXPENDITURES FOR STATE ROAD PROJECTS AS PERCENT OF TOTAL INCOME: 53.85%

HORRY COUNTY - CTC ANNUAL C FUND REPORT
 JULY 1, 2016 - JUNE 30, 2017
 SFY 2015 - 2016 NON-RECURRING FUNDS (H.4230)

Balance of Funds as of July 1, 2016		\$ 10,400,971.24
Income:		
Funds Received for Period July 1, 2016 through June 30, 2017	\$ -	
Interest Earned for Period July 1, 2016 through June 30, 2017	\$ 151,410.65	
Total Income	<u>\$ 151,410.65</u>	
Expenses:		
State Road Project Expenditures	\$ (4,286,914.05)	
Total Expenditures	<u>\$ (4,286,914.05)</u>	
Balance of Funds as of June 30, 2017		\$ 6,265,467.84
<u>FUNDING COMMITMENTS</u>		
State Road Projects	\$ 6,147,988.47	
Total Commitments	<u>\$ 6,147,988.47</u>	
Total Uncommitted Funds Available for New Projects		\$ 117,479.37

STATE ROAD PROJECTS

Project ID#	PROJECT DESCRIPTION	WORK TYPE	RESPONSIBLE AGENCY	BUDGET	EXPENDITURES	CURRENT FISCAL YEAR EXPENDITURES	REMAINING BUDGET	PROJECT STATUS
P029108	Resurface Nichols Hwy (S-23), Fair Bluff Hwy & Sea Breeze Rd, S-128, S-763 & S-224	Resurface	SCDOT	\$ 1,724,909.82	\$ 606,243.27	\$ 606,243.27	\$ 1,118,666.55	
P029244	Resurface Pee Dee (S-24) hwy from Pauley Swamp Rd to US-378	Resurface	SCDOT	\$ 1,406,641.52	\$ 1,223,587.34	\$ 1,223,587.34	\$ 183,054.18	
P029523	Resurface S-213, S-1178, S-1046, S-947, S-346 etc.	Resurface	N Myrtle Beach	\$ 331,656.29	\$ 331,656.29	\$ 331,656.29	\$ -	Closed
P029528	Resurface S-15 & S-1315	Resurface	Myrtle Beach	\$ 483,852.34	\$ 483,852.34	\$ 483,852.34	\$ -	Closed
P029529	Relocate Water & Sewer lines for bridge replacement over Crabtree Swamp & Grier Swamp on Long Ave ext. (S-106)	Relocation of lines	City of Conway	\$ 210,000.00	\$ 200,000.00	\$ 200,000.00	\$ 10,000.00	
P029647	Resurface S-291, S-193, S-338 & S-221 in the Town of Aynor	Resurface	SCDOT	\$ 351,527.69	\$ 53,370.48	\$ 53,370.48	\$ 298,157.21	
P029648	Resurface S-556 & S-600	Resurface	Myrtle Beach	\$ 341,631.56	\$ 341,631.56	\$ 341,631.56	\$ -	Closed
P029649	Resurface S-271, S-473 & S-628	Resurface	Surfside Beach	\$ 200,000.00	\$ -	\$ -	\$ 200,000.00	
P029663	Resurface S-1352, S-731, S-730 & S-721	Resurface	Surfside Beach	\$ 175,000.00	\$ 160,439.15	\$ -	\$ 14,560.85	
P029664	Resurface S-145 & S-412	Resurface	SCDOT	\$ 262,883.24	\$ -	\$ -	\$ 262,883.24	
P029665	Resurface S-961, S-819, S-277, S-822, S-917, and S-278	Resurface	City of Conway	\$ 348,472.23	\$ 348,472.23	\$ 348,472.23	\$ -	Closed
P029703	Resurface all or a portion of S-195, S-24, S-32, S-220 & S-29	Resurface	SCDOT	\$ 1,288,246.68	\$ 698,100.54	\$ 698,100.54	\$ 590,146.14	
P029827 (A)	Resurface Norton Rd MP4.93-MP6.74 & S-1136	Resurface	SCDOT	\$ 1,385,355.00	\$ -	\$ -	\$ 1,385,355.00	
P030061	Resurface & improve 2 sec of 9th St in City of Conway (S-29)	Resurface	SCDOT	\$ 539,260.67	\$ -	\$ -	\$ 539,260.67	
P030062	Resurface a section of S-129 from US-501 to S-130	Resurface	SCDOT	\$ 693,183.24	\$ -	\$ -	\$ 693,183.24	
P030809	Resurface Cypress Ave (S-154) from US-17 BUS to S-155	Resurface	SCDOT	\$ 304,617.39	\$ -	\$ -	\$ 304,617.39	
P032434	Resurface S-44 & S-461	Resurface	SCDOT	\$ 548,104.00	\$ -	\$ -	\$ 548,104.00	
				\$ 10,595,341.67	\$ 4,447,353.20	\$ 4,286,914.05	\$ 6,147,988.47	
TOTALS								

Horry County - CTC Annual C Fund Report
 July 1, 2016 - June 30, 2017
 SFY 2016 - 2017 Non-Recurring Funds (P117.135)

Balance of Funds as of July 1, 2016	\$	-
Income:		
Funds Received for Period July 1, 2016 through June 30, 2017	\$	2,430,000.00
Interest Earned for Period July 1, 2016 through June 30, 2017	\$	36,610.86
Total Income	\$	<u>2,466,610.86</u>
Expenses:		
State Road Project Expenditures	\$	-
Total Expenditures	\$	-
Balance of Funds as of June 30, 2017	\$	2,466,610.86
Funding Commitments:		
State Road Projects	\$	(2,057,855.98)
Total Commitments	\$	<u>(2,057,855.98)</u>
Total Uncommitted Funds Available for New Projects	\$	408,754.88

STATE ROAD PROJECTS

Project ID#	PROJECT DESCRIPTION	WORK TYPE	RESPONSIBLE AGENCY	BUDGET	EXPENDITURES	CURRENT FISCAL YEAR EXPENDITURES	REMAINING BUDGET	PROJECT STATUS
P030810	Resurface US-501/SC-544 for 0.5 MI	Resurface	SCDOT	\$ 312,991.83	\$ -	\$ -	\$ 312,991.83	
P032100	Resurface a section of Roberts Rd (S-1148)	Resurface	SCDOT	\$ 423,104.15	\$ -	\$ -	\$ 423,104.15	
P032440 (A)	Resurface US-701 for 2.91 miles	Resurface	SCDOT	\$ 1,321,760.00	\$ -	\$ -	\$ 1,321,760.00	
TOTALS				\$ 2,057,855.98	\$ -	\$ -	\$ 2,057,855.98	



South Carolina
Department of Transportation

Certified True and Correct
Batina Feaster, C Program Manager

Batina Feaster
Signature

8-29-2017
Date

JASPER COUNTY - CTC ANNUAL C FUND REPORT
 JULY 1, 2016 - JUNE 30, 2017
 RECURRING FUNDS

Balance of Funds as of July 1, 2016		\$ 2,513,531.38
Income:		
Funds Received for Period July 1, 2016 through June 30, 2017	\$ 897,291.08	
Interest Earned for Period July 1, 2016 through June 30, 2017	\$ 39,249.81	
Total Income	\$ 936,540.89	
Expenses:		
3% Administrative Fees - FY 16-17	\$ (28,343.82)	
Local Paving Project Expenditures	\$ (275,741.74)	
State Road Project Expenditures	\$ (105,926.60)	
Total Expenditures	\$ (410,012.16)	
Balance of Funds as of June 30, 2017		\$ 3,040,060.11
Funding Commitments:		
Local Paving Projects	\$ 856,343.45	
State Road Projects	\$ 935,839.83	
Total Committed Funds	\$ 1,792,183.28	
Total Uncommitted Funds Available for New Projects		\$ 1,247,876.83

PAGE 2 PROJECTS FUNDED WITH RECURRING FUNDS

LOCAL PAVING PROJECTS

Project ID#	PROJECT DESCRIPTION	WORK TYPE	RESPONSIBLE AGENCY	BUDGET	TOTAL EXPENDITURES	CURRENT FISCAL YEAR EXPENDITURES	REMAINING BUDGET	PROJECT STATUS
P027272	Replace/Install Road signs for 811 system	Signs	County	\$ 20,000.00	\$ 9,551.60	\$ 654.51	\$ 10,448.40	
P028468	Full Depth Reclamation on Campground Rd starting at Yemassee Rd	Improvement	County	\$ 358,000.00	\$ 358,000.00	\$ -	\$ -	Closed
P028800	Roadway Improvements to serve Cypress Ridge Industrial Park	Improvement	County	\$ 400,000.00	\$ 40,000.00	\$ -	\$ 360,000.00	
P028801	Construct pedestrian & drainage facilities along James L. Taylor Dr.	Enhancement	SCDOT	\$ 50,000.00	\$ 50,000.00	\$ 50,000.00	\$ -	
P029059	Resurface Dawn St	Resurface	Hardville	\$ 57,992.00	\$ 57,992.00	\$ -	\$ -	Closed
P029287	Improvement to extension of Cypress Ridge Dr.	Improvement	County	\$ 195,982.28	\$ 131,751.69	\$ 131,751.68	\$ 64,230.59	
P029416	Concrete repair on campground Rd.	Repair	County	\$ 14,000.00	\$ 14,000.00	\$ -	\$ -	Closed
P029844	Purchase Rock for Dirt Roads	Material	County	\$ 150,000.00	\$ 93,335.54	\$ 93,335.54	\$ 56,664.46	
P030690	Service contract to prioritize county roads	Survey	County	\$ 65,000.00	\$ -	\$ -	\$ 65,000.00	
P031985	Improvements to entrance at Cypress Ridge Business Industrial Park	Improvement	County	\$ 300,000.00	\$ -	\$ -	\$ 300,000.00	
TOTALS				\$ 1,610,974.28	\$ 754,630.83	\$ 275,741.74	\$ 856,343.45	

EXPENDITURES FOR LOCAL PAVING PROJECTS AS PERCENT OF TOTAL INCOME: 31.35%

STATE ROAD PROJECTS

Project ID#	PROJECT DESCRIPTION	WORK TYPE	RESPONSIBLE AGENCY	BUDGET	EXPENDITURES	CURRENT FISCAL YEAR EXPENDITURES	REMAINING BUDGET	PROJECT STATUS
P028055	Resurface Pike Ln (S-311)	Resurface	SCDOT	\$ 120,067.96	\$ 120,067.96	\$ 3,149.18	\$ -	closed
P028385	Resurface Bees Creek Rd (S-13)	Resurface	SCDOT	\$ 197,992.96	\$ 197,992.96	\$ 38,012.45	\$ -	closed
P028572	Resurface Deerfield Rd	Resurface	SCDOT	\$ 248,009.41	\$ 248,009.41	\$ 44,833.57	\$ -	closed
P029058	Sidewalk Repairs on Main St (S-46) from whyte Hardee Blvd to Walsh Dr.	Sidewalk	Hardeeville	\$ 21,865.00	\$ 21,865.00	\$ -	\$ -	closed
P029646 (B)	Resurface Pine Arbor Rd. (S-304)	Resurface	SCDOT	\$ 27,705.83	\$ -	\$ -	\$ 27,705.83	
P030129	Rehab Stock Farm Rd. (S-53)	Direct Labor	SCDOT	\$ 19,931.40	\$ 19,931.40	\$ 19,931.40	\$ -	closed
P030693 (B)	Resurface Hwy 3	Resurface	SCDOT	\$ 858,134.00	\$ -	\$ -	\$ 858,134.00	
P032507	Purchase aggregate for Stock Farm Rd	Direct Labor	SCDOT	\$ 50,000.00	\$ -	\$ -	\$ 50,000.00	
TOTALS				\$ 1,543,706.56	\$ 607,666.73	\$ 105,926.60	\$ 935,839.83	

EXPENDITURES FOR STATE ROAD PROJECTS AS PERCENT OF TOTAL INCOME: 113.13%

JASPER COUNTY - CTC ANNUAL C FUND REPORT
 JULY 1, 2016 - JUNE 30, 2017
 SFY 2015 - 2016 NON-RECURRING FUNDS (H.4230)

Balance of Funds as of July 1, 2016	\$	2,656,755.55
Income:		
Funds Received for Period July 1, 2016 through June 30, 2017	\$	-
Interest Earned for Period July 1, 2016 through June 30, 2017	\$	40,530.18
Total Income	\$	<u>40,530.18</u>
Expenses:		
State Road Project Expenditures	\$	1,316,914.55
Total Expenditures	\$	<u>1,316,914.55</u>
Balance of Funds as of June 30, 2017	\$	1,380,371.18
Funding Commitments:		
State Road Projects	\$	1,363,024.05
Total Commitments	\$	<u>1,363,024.05</u>
Total Uncommitted Funds Available for New Projects	\$	17,347.13

STATE ROAD PROJECTS

Project ID#	PROJECT DESCRIPTION	WORK TYPE	RESPONSIBLE AGENCY	BUDGET	EXPENDITURES	CURRENT FISCAL YEAR EXPENDITURES	REMAINING BUDGET	PROJECT STATUS
P029507 (A)	Resurface S-29, S-32, S-34, S-38, S-59, S-65, S-67, S-73, S-95, S-133, S-148, S-178, S-298, S-299, S-300, S-301, S-384 & S-421	Resurface	SCDOT	\$ 2,360,444.27	\$ 1,005,642.11	\$ 1,005,642.11	\$ 1,354,802.16	
P029646 (A)	Resurface Pine Arbor Rd. (S-304)	Resurface	SCDOT	\$ 319,494.33	\$ 311,272.44	\$ 311,272.44	\$ 8,221.89	
TOTALS				\$ 2,679,938.60	\$ 1,316,914.55	\$ 1,316,914.55	\$ 1,363,024.05	

JASPER COUNTY - CTC ANNUAL C FUND REPORT
 JULY 1, 2016 - JUNE 30, 2017
 SFY 2016 - 2017 NON-RECURRING FUNDS (P117.135)

Balance of Funds as of July 1, 2016	\$	-
Income:		
Funds Received for Period July 1, 2016 through June 30, 2017	\$	590,000.00
Interest Earned for Period July 1, 2016 through June 30, 2017	\$	8,889.06
Total Income	\$	598,889.06
Expenses:		
State Road Project Expenditures	\$	-
Total Expenditures	\$	-
Balance of Funds as of June 30, 2017	\$	598,889.06
<u>FUNDING COMMITMENTS</u>		
State Road Projects	\$	590,000.00
Total Commitments	\$	590,000.00
Total Uncommitted Funds Available for New Projects	\$	8,889.06

STATE ROAD PROJECTS

Project ID#	PROJECT DESCRIPTION	WORK TYPE	RESPONSIBLE AGENCY	BUDGET	EXPENDITURES	CURRENT FISCAL YEAR EXPENDITURES	REMAINING BUDGET	PROJECT STATUS
P030693	Resurface Hwy 3	Resurface	SCDOT	\$ 590,000.00	\$ -	\$ -	\$ 590,000.00	
TOTALS				\$ 590,000.00	\$ -	\$ -	\$ 590,000.00	



Certified True and Correct
Batina Feaster, C Program Manager

Batina Feaster
Signature

8-29-2017
Date

KERSHAW COUNTY - CTC ANNUAL C FUND REPORT
 JULY 1, 2016 - JUNE 30, 2017
 RECURRING FUNDS

Balance of Funds as of July 1, 2016		\$	3,740,164.08
Income:			
Funds Received for Period July 1, 2016 through June 30, 2017	\$		1,501,279.99
Interest Earned for Period July 1, 2016 through June 30, 2017	\$		58,473.76
Total Income	\$		1,559,753.75
Expenses:			
3% Administrative Fees - FY 16-17	\$		(45,542.45)
Per Diem Fees - FY 16-17	\$		(5,400.00)
Administrative Fees FY 16 & 17	\$		(4,000.00)
Local Paving Project Expenditures	\$		(972,211.71)
State Road Project Expenditures	\$		(336,980.35)
Total Expenditures	\$		(1,364,134.51)
Balance of Funds as of June 30, 2017	\$		3,935,783.32
Funding Commitmentst:			
Local Paving Projects	\$		1,745,160.78
State Road Projects	\$		720,077.72
Total Committed Funds	\$		2,465,238.50
Total Uncommitted Funds Available for New Projects	\$		1,470,544.82

LOCAL PAVING PROJECTS

Project ID#	PROJECT DESCRIPTION	WORK TYPE	RESPONSIBLE AGENCY	BUDGET	TOTAL EXPENDITURES	CURRENT FISCAL YEAR EXPENDITURES	REMAINING BUDGET	PROJECT STATUS
P027572	PE for construction of Whitehead Rd.	Improvement	County	\$ 40,550.00	\$ 40,550.00	\$ 4,033.00	\$ -	Closed
P028194	Phase 1 of Tremble Branch Rd.	Improvement	County	\$ 5,000.00	\$ 5,000.00	\$ 4,350.00	\$ -	Closed
P028609	Resurface Creekside Dr., Carriage Ln, Plantation Ct, & Hunting Creek Dr, Westwood Ln, Briar Croft Ln, Inverness Forest Dr & Windsong Dr	Resurface	County	\$ 281,381.37	\$ 281,381.37	\$ -	\$ -	Closed
P028929	Construct the Extension of Steeple Chase Industrial Park Rd to the intersection of Corporate Dr.	Improvement	County	\$ 250,000.00	\$ 250,000.00	\$ 250,000.00	\$ -	Closed
P029084	Phase 1A for Tremble Branch Rd.	Improvement	County	\$ 428,881.15	\$ 409,547.00	\$ 387,192.92	\$ 17,334.15	Closed
P029085	Phase 2 for Tremble Branch Rd	Improvement	County	\$ 21,500.00	\$ 21,500.00	\$ 6,150.97	\$ -	Closed
P029157	Engineering to Pave Entrance Rd. to Kershaw Co West Park	Paving	County	\$ 21,300.00	\$ 21,300.00	\$ 16,602.28	\$ -	Closed
P029158	Apply Calcium Chloride to Co Dirt Roads	Maintenance	County	\$ 48,725.94	\$ 48,725.94	\$ 48,725.94	\$ -	Closed
P030363	Resurface S Gate Dr.	Resurface	County	\$ 24,000.00	\$ 24,000.00	\$ 24,000.00	\$ -	Closed
P030485	Purchase & Apply Calcium Chloride on county dirt roads	Material	County	\$ 50,000.00	\$ 8,538.60	\$ 8,538.60	\$ 41,461.40	
P030791	Resurface S Gate Dr in Southgate Sub	Resurface	County	\$ 248,543.00	\$ 222,618.00	\$ 222,618.00	\$ 25,925.00	
P031901	Relocate utility lines on Whitehead Rd	Relocation	County	\$ 54,288.38	\$ -	\$ -	\$ 54,288.38	
P032022	PE for resurfacing of Kings Grant Dr & Azalea Dr	Design	County	\$ 29,900.00	\$ -	\$ -	\$ 29,900.00	
P032136	Pave Whitehead Rd	Paving	County	\$ 643,852.85	\$ -	\$ -	\$ 643,852.85	
P032235	Design & survey work on Tremble Branch Rd (phase 2)	Improvement	County	\$ 99,900.00	\$ -	\$ -	\$ 99,900.00	
P032299	Resurface Azalea Dr & Kings Grant Rd	Resurface	County	\$ 299,499.00	\$ -	\$ -	\$ 299,499.00	
P032452	Construct & pave Spitzer St, Anderson Ct, & Morgan Ln	Pave	County	\$ 533,000.00	\$ -	\$ -	\$ 533,000.00	

TOTALS \$ 3,078,321.69 \$ 1,333,160.91 \$ 972,211.71 \$ 1,745,160.78

EXPENDITURES FOR LOCAL PAVING PROJECTS AS PERCENT OF TOTAL INCOME: 65.97%

STATE ROAD PROJECTS

Project ID#	PROJECT DESCRIPTION	WORK TYPE	RESPONSIBLE AGENCY	BUDGET	EXPENDITURES	CURRENT FISCAL YEAR EXPENDITURES	REMAINING BUDGET	PROJECT STATUS
0042246	Resurface Drakeford Rd, Wateree Blvd, Mitchell Dr & Old Georgetown Rd	Resurface	SCDOT	\$ 973,400.18	\$ 968,400.18	\$ -	\$ 5,000.00	
P026858	Resurface S-38, S-945, S-829, S-30 & S-454/446	Resurface	SCDOT	\$ 867,098.03	\$ 867,098.03	\$ (13,019.65)	\$ -	Closed
P028195	Resurface E Lee St, Wildwood Ln, Falifax Dr and Munn Rd	Resurface	SCDOT	\$ 915,472.28	\$ 910,472.28	\$ -	\$ 5,000.00	
P029086	Install Traffic Light at US-1 & SC-341 in town of Bethune	Improvement	SCDOT	\$ 250,000.00	\$ 250,000.00	\$ 250,000.00	\$ -	
P029160	Relocation of Utilities for Truck By-Pass in the City of Camden. Boykin Rd (S-130) from S-35 to US-521	Relocate utilities	SCDOT	\$ 500,000.00	\$ 500,000.00	\$ -	\$ -	
P030815 (B)	Resurface S-349, S-102, S-20 & S-115	Resurface	SCDOT	\$ 170,153.22	\$ -	\$ -	\$ 170,153.22	
P030816	Sidewalks/crosswalk for N Central School under state project P030742	Sidewalks	SCDOT	\$ 100,000.00	\$ 100,000.00	\$ 100,000.00	\$ -	
P031903 (B)	Resurface S-715, S-292, S-682, S-685, S-686, S-40 & S-285	Resurface	SCDOT	\$ 539,924.50	\$ -	\$ -	\$ 539,924.50	

TOTALS \$ 4,316,048.21 \$ 3,595,970.49 \$ 336,980.35 \$ 720,077.72

EXPENDITURES FOR STATE ROAD PROJECTS AS PERCENT OF TOTAL INCOME: 23.35%

KERSHAW COUNTY - CTC ANNUAL C FUND REPORT
 JULY 1, 2016 - JUNE 30, 2017
 SFY 2015 - 2016 NON-RECURRING FUNDS (H.4230)

Balance of Funds as of July 1, 2016	\$		4,221,758.43
Income:			
Funds Received for Period July 1, 2016 through June 30, 2017	\$	-	
Interest Earned for Period July 1, 2016 through June 30, 2017	\$	57,936.90	
Total Income	\$	<u>57,936.90</u>	
Expenses:			
State Road Project Expenditures	\$	(1,376,239.95)	
Total Expenditures	\$	<u>(1,376,239.95)</u>	
Balance of Funds as of June 30, 2017	\$		2,903,455.38
Funding Commitments:			
State Road Projects	\$	2,897,643.67	
Total Commitments	\$	<u>2,897,643.67</u>	
Total Uncommitted Funds Available for New Projects	\$		5,811.71

STATE ROAD PROJECTS

Project ID#	PROJECT DESCRIPTION	WORK TYPE	RESPONSIBLE AGENCY	BUDGET	EXPENDITURES	CURRENT FISCAL YEAR EXPENDITURES	REMAINING BUDGET	PROJECT STATUS
P029288	Resurface Providence Rd, Ross Rd, Watson St & Deerfield Dr.	Resurface	SCDOT	\$ 1,447,957.67	\$ 1,232,664.44	\$ 1,142,797.09	\$ 215,293.23	
P030362	Replace Bridge on Sanders Creek (S-26)	Improvement	SCDOT	\$ 350,000.00	\$ 233,442.86	\$ 233,442.86	\$ 116,557.14	
P030815 (A)	Resurface S-349, S-102, S-20 & S-115	Resurface	SCDOT	\$ 2,335,353.98	\$ -	\$ -	\$ 2,335,353.98	
P031903 (C)	Resurface S-715, S-292, S-682, S-686, S-686, S-40 & S-285	Resurface	SCDOT	\$ 230,439.32	\$ -	\$ -	\$ 230,439.32	
TOTALS				\$ 4,363,750.97	\$ 1,466,107.30	\$ 1,376,239.95	\$ 2,997,643.67	

KERSHAW COUNTY - CTC ANNUAL C FUND REPORT
 JULY 1, 2016 - JUNE 30, 2017
 SFY 2016 - 2017 NON-RECURRING FUNDS (P117.135)

Balance of Funds as of July 1, 2016	\$	-
Income:		
Funds Received for Period July 1, 2016 through June 30, 2017	\$	990,000.00
Interest Earned for Period July 1, 2016 through June 30, 2017	\$	14,915.54
Total Income	\$	<u>1,004,915.54</u>
Expenses:		
State Road Project Expenditures	\$	-
Total Expenditures	\$	-
Balance of Funds as of June 30, 2017	\$	1,004,915.54
Funding Commitments:		
State Road Projects	\$	(990,000.00)
Total Commitments	\$	<u>(990,000.00)</u>
Total Uncommitted Funds Available for New Projects	\$	14,915.54

STATE ROAD PROJECTS

Project ID#	PROJECT DESCRIPTION	WORK TYPE	RESPONSIBLE AGENCY	BUDGET	EXPENDITURES	CURRENT FISCAL YEAR EXPENDITURES	REMAINING BUDGET	PROJECT STATUS
P031903 (A)	Resurface S-715, S-292, S-682, S-685, S-686, S-40 & S-285	Resurface	SCDOT	\$ 990,000.00	\$ -	\$ -	\$ 990,000.00	
TOTALS				\$ 990,000.00	\$ -	\$ -	\$ 990,000.00	



Certified True and Correct
 Batina Feaster, C Program Manager

Batina Feaster
 Signature

8-29-2017
 Date

LEE COUNTY - CTC ANNUAL C FUND REPORT
 JULY 1, 2016 - JUNE 30, 2017
 RECURRING FUNDS

Balance of Funds as of July 1, 2016	\$ 2,511,848.63
Income:	
Funds Received for Period July 1, 2016 through June 30, 2017	\$ 727,246.11
Interest Earned for Period July 1, 2016 through June 30, 2017	\$ 33,855.55
Total Income	<u>\$ 761,101.66</u>
Expenses:	
3% Administrative Fees - FY 16-17	\$ (22,045.45)
Local Paving Project Expenditures	\$ (156,672.10)
State Road Project Expenditures	\$ (1,229,399.32)
Total Expenditures	<u>\$ (1,408,116.87)</u>
Balance of Funds as of June 30, 2017	\$ 1,864,833.42
Funding Commitments:	
Local Paving Projects	\$ 169,500.00
State Road Projects	\$ 1,257,802.83
Total Committed Funds	<u>\$ 1,427,302.83</u>
Total Uncommitted Funds Available for New Projects	\$ 437,530.59

PAGE 2 PROJECTS FUNDED WITH RECURRING FUNDS

LOCAL PAVING PROJECTS

Project ID#	PROJECT DESCRIPTION	WORK TYPE	RESPONSIBLE AGENCY	BUDGET	TOTAL EXPENDITURES	CURRENT FISCAL YEAR EXPENDITURES	REMAINING BUDGET	PROJECT STATUS
P029118	Purchase rock for county dirt roads	Material	County	\$ 150,000.00	\$ 150,000.00	\$ 108,137.10	\$ -	Closed
P032048	PE for the paving of Doc's Drive	Design	County	\$ 19,500.00	\$ -	\$ -	\$ 19,500.00	
P032382	Rocking county dirt roads	Maintenance	County	\$ 150,000.00	\$ -	\$ -	\$ 150,000.00	
P032386	Road improvements to Dusty Rd	Improvements	County	\$ 47,535.00	\$ 47,535.00	\$ 47,535.00	\$ -	
TOTALS				\$ 367,035.00	\$ 197,535.00	\$ 156,672.10	\$ 169,500.00	

EXPENDITURES FOR LOCAL PAVING PROJECTS AS PERCENT OF TOTAL INCOME: 22.03%

STATE ROAD PROJECTS

Project ID#	PROJECT DESCRIPTION	WORK TYPE	RESPONSIBLE AGENCY	BUDGET	EXPENDITURES	CURRENT FISCAL YEAR EXPENDITURES	REMAINING BUDGET	PROJECT STATUS
0040766	Construct bypass around Town of Bishopville (S-341)	Construction	SCDOT	\$ 400,000.00	\$ 400,000.00	\$ 400,000.00	\$ -	Closed
P027266	Resurface Newsome Rd (S-76) from S-26 to S-17	Resurface	SCDOT	\$ 445,363.31	\$ 445,363.31	\$ -	\$ -	Closed
P027663	Resurface S-108, S-341, S-363 & S-428	Resurface	SCDOT	\$ 432,760.09	\$ 432,760.09	\$ -	\$ -	Closed
P030282	Intersection at Green Lane and US-15 "Arthur Brown Crossroads"	Dedication	SCDOT	\$ 500.00	\$ 500.00	\$ 500.00	\$ -	Closed
P030283	Intersection at SC-401 & Dob Island Rd "Atkinson Crossroads"	Dedication	SCDOT	\$ 500.00	\$ 500.00	\$ 500.00	\$ -	Closed
P030284	Intersection at Gum Springs Rd & SC-34 "Billy brown Crossroads"	Dedication	SCDOT	\$ 500.00	\$ 500.00	\$ 500.00	\$ -	Closed
P030172	Resurface & Widen US-15 from SC-341 to S-13	Resurface	SCDOT	\$ 870,457.47	\$ 410,935.32	\$ 410,935.32	\$ 459,522.15	
P030384 (B)	Rehab & Widen US-15 for 1.96 miles	Improvement	SCDOT	\$ 1,053,343.91	\$ 380,503.31	\$ 380,503.31	\$ 672,840.60	
P030736 (B)	Rehab S-168, S-109 & S-1540	Resurface	SCDOT	\$ 35,694.50	\$ -	\$ -	\$ 35,694.50	
P030737 (B)	Chip Seal S-101, S-230, S-198 & S-264	Resurface	SCDOT	\$ 125,706.27	\$ 36,460.69	\$ 36,460.69	\$ 89,245.58	
P031238	Name HWY 34 from Bishopville city Limits to Lee/Kershaw Co Line "Governor McLeod Highway"	Dedication	SCDOT	\$ 500.00	\$ -	\$ -	\$ 500.00	
TOTALS				\$ 3,365,325.55	\$ 2,107,522.72	\$ 1,229,399.92	\$ 1,257,802.83	

EXPENDITURES FOR STATE ROAD PROJECTS AS PERCENT OF TOTAL INCOME: 113.65%

LEE COUNTY - CTC ANNUAL C FUND REPORT
 JULY 1, 2016 - JUNE 30, 2017
 SFY 2015 - 2016 NON-RECURRING FUNDS (H.4230)

Balance of Funds as of July 1, 2016	\$ 2,068,785.06
Income:	
Funds Received for Period July 1, 2016 through June 30, 2017	\$ -
Interest Eamed for Period July 1, 2016 through June 30, 2017	\$ 32,908.51
Total Income	<u>\$ 32,908.51</u>
Expenses:	
State Road Project Expenditures	\$ (97,870.57)
Total Expenditures	<u>\$ (97,870.57)</u>
Balance of Funds as of June 30, 2017	\$ 2,003,823.00
Funding Commitments:	
State Road Projects	\$ 2,000,028.85
Total Commitments	<u>\$ 2,000,028.85</u>
Total Uncommitted Funds Available for New Projects	\$ 3,794.15

STATE ROAD PROJECTS

Project ID#	PROJECT DESCRIPTION	WORK TYPE	RESPONSIBLE AGENCY	BUDGET	EXPENDITURES	CURRENT FISCAL YEAR EXPENDITURES	REMAINING BUDGET	PROJECT STATUS
P030736 (A)	Rehab S-168, S-109 & S-1540	Resurface	SCDOT	\$ 1,513,006.11	\$ 91,793.79	\$ 91,793.79	\$ 1,421,212.32	
P030737 (A)	Chip Seal S-101, S-230, S-198 & S-264	Resurface	SCDOT	\$ 584,893.31	\$ 6,076.78	\$ 6,076.78	\$ 578,816.53	

TOTALS \$ 2,097,899.42 \$ 97,870.57 \$ 97,870.57 \$ 2,000,028.85

LEE COUNTY - CTC ANNUAL C FUND REPORT
 JULY 1, 2016 - JUNE 30, 2017
 SFY 2016 - 2017 NON-RECURRING FUNDS (P117.135)

Balance of Funds as of July 1, 2016		\$	-
Income:			
	Funds Received for Period July 1, 2016 through June 30, 2017	\$	480,000.00
	Interest Earned for Period July 1, 2016 through June 30, 2017	\$	7,231.77
	Total Income	\$	<u>487,231.77</u>
Expenses:			
	State Road Project Expenditures	\$	(480,000.00)
	Total Expenditures	\$	<u>(480,000.00)</u>
Balance of Funds as of June 30, 2017		\$	7,231.77
Funding Commitments:			
	State Road Projects	\$	-
	Total Commitments	\$	<u>-</u>
Total Uncommitted Funds Available for New Projects		\$	7,231.77

STATE ROAD PROJECTS

Project ID#	PROJECT DESCRIPTION	WORK TYPE	RESPONSIBLE AGENCY	BUDGET	EXPENDITURES	CURRENT FISCAL YEAR EXPENDITURES	REMAINING BUDGET	PROJECT STATUS
P030384 (A)	Rehab & Widen US-15 for 1.96 miles	Resurface	SCDOT	\$ 480,000.00	\$ 480,000.00	\$ 480,000.00	\$ -	
TOTALS				\$ 480,000.00	\$ 480,000.00	\$ 480,000.00	\$ -	



Certified True and Correct
 Batina Feaster, C Program Manager

Batina Feaster
 Signature

8-29-2017

 Date

MCCORMICK COUNTY - CTC ANNUAL C FUND REPORT
 JULY 1, 2016 - JUNE 30, 2017
 RECURRING FUNDS

Balance of Funds as of July 1, 2016 \$ **1,687,308.22**

Income:

Funds Received for Period July 1, 2016 through June 30, 2017	\$ 642,547.25
Interest Earned for Period July 1, 2016 through June 30, 2017	\$ 27,036.99
Total Income	\$ 669,584.24

Expenses:

3% Administrative Fees - FY 16-17	\$ (19,076.79)
Per Diem Fees - FY 16-17	\$ (1,950.00)
Administrative Fees - FY 16-17	\$ (2,000.00)
Local Paving Project Expenditures	\$ (226,182.00)
State Road Project Expenditures	\$ (316,728.95)
Total Expenditures	\$ (565,937.74)

Balance of Funds as of June 30, 2017 \$ **1,790,954.72**

Funding Commitments:

Local Paving Projects	\$ 635,027.00
State Road Projects	\$ 603,529.53
Total Committed Funds	\$ 1,238,556.53

Total Uncommitted Funds Available for New Projects \$ **552,398.19**

LOCAL PAVING PROJECTS

Project ID#	PROJECT DESCRIPTION	WORK TYPE	RESPONSIBLE AGENCY	BUDGET	TOTAL EXPENDITURES	CURRENT FISCAL YEAR EXPENDITURES	REMAINING BUDGET	PROJECT STATUS
6042433	Pave Lorenz Place Rd	Paving	County	\$ 116,600.00	\$ 116,600.00	\$ 109,600.00	\$ -	Closed
6042434	Pave Wilkie Rd	Paving	County	\$ 245,550.00	\$ 245,550.00	\$ 108,082.00	\$ -	Closed
P027029	Relocation of Water/Sewer for New Bridge on US-378	Improvement	County	\$ 800,000.00	\$ 310,148.00	\$ 5,000.00	\$ 489,852.00	
P031725	Repairs to Huguenot parkway - Pahase 1	Paving	County	\$ 148,675.00	\$ 3,500.00	\$ 3,500.00	\$ 145,175.00	
TOTALS				\$ 1,310,825.00	\$ 675,798.00	\$ 226,182.00	\$ 636,027.00	

EXPENDITURES FOR LOCAL PAVING PROJECTS AS PERCENT OF TOTAL INCOME: 35.31%

STATE ROAD PROJECTS

Project ID#	PROJECT DESCRIPTION	WORK TYPE	RESPONSIBLE AGENCY	BUDGET	EXPENDITURES	CURRENT FISCAL YEAR EXPENDITURES	REMAINING BUDGET	PROJECT STATUS
P027481	Resurface all or a portion of S-52, S-56, S-134 & S-445	Resurface	SCDOT	\$ 661,597.49	\$ 518,583.35	\$ -	\$ 143,014.14	
P029164 (B)	Resurface Upper Mill Rd (S-21)	Resurface	SCDOT	\$ 66,780.51	\$ -	\$ -	\$ 66,780.51	
P029165 (B)	Resurface Hwy 7	Resurface	SCDOT	\$ 332,333.39	\$ 316,728.95	\$ 316,728.95	\$ 15,604.44	
P032077 (B)	Shoulder, full depth patching, & resurfacing S-112, S-204 and Hwy 7	Resurface	SCDOT	\$ 378,130.44	\$ -	\$ -	\$ 378,130.44	
TOTALS				\$ 1,438,841.83	\$ 835,312.30	\$ 316,728.95	\$ 603,529.53	

EXPENDITURES FOR STATE ROAD PROJECTS AS PERCENT OF TOTAL INCOME: 59.85%

MCCORMICK COUNTY - CTC ANNUAL C FUND REPORT
 JULY 1, 2016 - JUNE 30, 2017
 SFY 2015 - 2016 NON-RECURRING FUNDS (H.4230)

Balance of Funds as of July 1, 2016	\$ 1,785,688.17
Income:	
Funds Received for Period July 1, 2016 through June 30, 2017	\$ -
Interest Eamed for Period July 1, 2016 through June 30, 2017	\$ 24,253.74
Total Income	\$ 24,253.74
Expenses:	
State Road Project Expenditures	\$ (1,678,825.65)
Total Expenditures	\$ (1,678,825.65)
Balance of Funds as of June 30, 2017	\$ 131,116.26
Funding Commitments:	
State Road Projects	\$ 99,784.18
Total Commitments	\$ 99,784.18
Total Uncommitted Funds Available for New Projects	\$ 31,332.08

STATE ROAD PROJECTS

Project ID#	PROJECT DESCRIPTION	WORK TYPE	RESPONSIBLE AGENCY	BUDGET	EXPENDITURES	CURRENT FISCAL YEAR EXPENDITURES	REMAINING BUDGET	PROJECT STATUS
P029164 (A)	Resurface Upper Mill Rd (S-21)	Resurface	SCDOT	\$ 1,295,386.66	\$ 1,267,094.08	\$ 1,267,094.08	\$ 28,292.58	
P029165 (A)	Resurface Hwy 7	Resurface	SCDOT	\$ 483,223.17	\$ 411,731.57	\$ 411,731.57	\$ 71,491.60	
TOTALS				\$ 1,778,609.83	\$ 1,678,825.65	\$ 1,678,825.65	\$ 99,784.18	

MCCORMICK COUNTY - CTC ANNUAL C FUND REPORT
 JULY 1, 2016 - JUNE 30, 2017
 SFY 2016 - 2017 NON-RECURRING FUNDS (P117.135)

Balance of Funds as of July 1, 2016		\$	-
Income:			
	Funds Received for Period July 1, 2016 through June 30, 2017	\$	425,000.00
	Interest Earned for Period July 1, 2016 through June 30, 2017	\$	6,403.14
	Total Income	\$	431,403.14
Expenses:			
	State Road Project Expenditures	\$	-
	Total Expenditures	\$	-
Balance of Funds as of June 30, 2017		\$	431,403.14
Funding Commitments:			
	State Road Projects	\$	426,894.10
	Total Commitments	\$	426,894.10
Total Uncommitted Funds Available for New Projects		\$	4,509.04

STATE ROAD PROJECTS

Project ID#	PROJECT DESCRIPTION	WORK TYPE	RESPONSIBLE AGENCY	BUDGET	EXPENDITURES	CURRENT FISCAL YEAR EXPENDITURES	REMAINING BUDGET	PROJECT STATUS
P032077 (A)	Shoulder, full depth patching, & resurfacing S-112, S-204 and Hwy 7	Resurface	SCDOT	\$ 426,894.10	\$ -	\$ -	\$ 426,894.10	
TOTALS				\$ 426,894.10	\$ -	\$ -	\$ 426,894.10	



Certified True and Correct
 Batina Feaster, C Program Manager

Batina Feaster
 Signature

8.29.2017
 Date

MARION COUNTY - CTC ANNUAL C FUND REPORT
 JULY 1, 2016 - JUNE 30, 2017
 RECURRING FUNDS

Balance of Funds as of July 1, 2016	\$ 2,395,219.55
Income:	
Funds Received for Period July 1, 2016 through June 30, 2017	\$ 932,613.33
Interest Earned for Period July 1, 2016 through June 30, 2017	\$ 32,660.61
Total Income	\$ 965,273.94
Expenses:	
3% Administrative Fees - FY 16-17	\$ (28,347.11)
Per Diem FY 16-17	\$ (1,350.00)
Local Paving Project Expenditures	\$ (260,421.41)
State Road Project Expenditures	\$ (934,077.25)
Total Expenditures	\$ (1,224,195.77)
Balance of Funds as of June 30, 2017	\$ 2,136,297.72
Funding Commitments:	
Local Paving Projects	\$ 396,133.00
State Road Projects	\$ 1,436,630.98
Total Committed Funds	\$ 1,832,763.98
Total Uncommitted Funds Available for New Projects	\$ 303,533.74

PAGE 2 PROJECTS FUNDED WITH RECURRING FUNDS

LOCAL PAVING PROJECTS

Project ID#	PROJECT DESCRIPTION	WORK TYPE	RESPONSIBLE AGENCY	BUDGET	TOTAL EXPENDITURES	CURRENT FISCAL YEAR EXPENDITURES	REMAINING BUDGET	PROJECT STATUS
	(1)Pave Catrell Brown St. & Southwood Pointe Rd (2) repair sidewalks on Witcover St & Avon Rd (3) repair driveways on 2nd Ave. & Avon Rd (4) replace drainage extending westerly from S-73	Pave	City of Marion	\$ 241,796.25	\$ 241,796.25	\$ 69,300.00	\$ -	Closed
P027420	Purchase rock to cover co dirt roads	Material	County	\$ 241,256.88	\$ 241,256.88	\$ -	\$ -	Closed
P028525	Reconstruct parking lot to include drainage & handicap accessibility at the council	Improvement	City of Marion	\$ 80,000.00	\$ 79,815.00	\$ 79,815.00	\$ 185.00	
P030550	Purchase stone base material for roads in Bayou Village, Highland Park & Planters Ridge Subdivision	Material	County	\$ 70,227.00	\$ -	\$ -	\$ 70,227.00	
P030551	Resurface Gurley Rd from US-501 to S-337 & Ridgewood Rd from Ivy Dr to S-660	Resurface	County	\$ 162,150.00	\$ -	\$ -	\$ 162,150.00	
P031824	Remove and replace 600' of RCP onto city property extending from US-76 to S-307; also replace 75' of RCP and add junction box onto city property extending westerly from S-376	Pave	County	\$ 147,500.00	\$ 81,840.00	\$ 81,840.00	\$ 65,660.00	
P032117	Remove & replace approx. 180' of 30" storm drain between SC-917 & S-335	Drainage	City of Mullins	\$ 29,466.41	\$ 29,466.41	\$ 29,466.41	\$ -	
P032118	Purchase rock to be placed on dirt streets in Summitt Place Subdivision & Deenview Ct	Maintenance	Rock	\$ 97,911.00	\$ -	\$ -	\$ 97,911.00	

TOTALS \$ 1,070,307.54 \$ 674,174.54 \$ 260,421.41 \$ 386,133.00

EXPENDITURES FOR LOCAL PAVING PROJECTS AS PERCENT OF TOTAL INCOME: 28.57%

PAGE 3 PROJECTS FUNDED WITH RECURRING FUNDS

STATE ROAD PROJECTS

Project ID#	PROJECT DESCRIPTION	WORK TYPE	RESPONSIBLE AGENCY	BUDGET	EXPENDITURES	CURRENT FISCAL YEAR EXPENDITURES	REMAINING BUDGET	PROJECT STATUS
P027419	Resurface Eutaw St, repair sidewalks on various state streets, repair driveways on various state streets	Resurface	City of Marion	\$ 150,500.00	\$ 106,892.50	\$ -	\$ 43,607.50	
P028169	Resurface S-83, S-540, & S-404	Resurface	SCDOT	\$ 386,328.10	\$ 370,368.86	\$ 268,723.25	\$ 15,959.24	
P028567	Resurface Devil's Dining Room Rd (S-402) from SC-41 to SC-41A	Resurface	SCDOT	\$ 250,819.20	\$ 215,083.72	\$ 199,407.52	\$ 35,735.48	
P029107 (B)	Resurface Laurel St (S-123), Lake St (S-266) & S-321	Resurface	SCDOT	\$ 34,198.95	\$ -	\$ -	\$ 34,198.95	
P029222	Resurface S-141, S-177, S-179, S-59 & S-62	Resurface	SCDOT	\$ 200,296.40	\$ 153,237.06	\$ 153,237.06	\$ 47,059.34	
P029351	Resurface S-403, S-696 & S-242	Resurface	SCDOT	\$ 795,088.89	\$ 312,209.42	\$ 312,209.42	\$ 482,859.47	
P030289	Portion of Hwy 76 from S Canal Rd to Main St. 'Bishop R.F. Davis Highway'	Dedication	SCDOT	\$ 500.00	\$ 500.00	\$ 500.00	\$ -	Closed
P030379	Re-route storm drain near E Laurel St (S-126)	Drainage	City of Mullins	\$ 19,000.00	\$ -	\$ -	\$ 19,000.00	
P030478	Resurface Laurel St (S-123), Lake St (S-266) & S-321	Resurface	SCDOT	\$ 724,219.00	\$ -	\$ -	\$ 724,219.00	
P030549	Remove & repair sidewalk on S-355, S-71, S-111, S-62, & S-41	Sidewalk	City of Mullins	\$ 33,992.00	\$ -	\$ -	\$ 33,992.00	
TOTALS				\$ 2,594,922.54	\$ 1,158,291.56	\$ 934,077.25	\$ 1,436,630.98	

EXPENDITURES FOR STATE ROAD PROJECTS AS PERCENT OF TOTAL INCOME:

85.28%

MARION COUNTY - CTC ANNUAL C FUND REPORT
 JULY 1, 2016 - JUNE 30, 2017
 SFY 2015 - 2016 NON-RECURRING FUNDS (H.4230)

Balance of Funds as of July 1, 2016	\$	2,678,532.25
Income:		
Funds Received for Period July 1, 2016 through June 30, 2017	\$	-
Interest Eamed for Period July 1, 2016 through June 30, 2017	\$	39,617.58
Total Income	\$	<u>39,617.58</u>
Expenses:		
State Road Project Expenditures	\$	(738,439.67)
Total Expenditures	\$	<u>(738,439.67)</u>
Balance of Funds as of June 30, 2017	\$	1,979,710.16
Funding Commitments:		
State Road Projects	\$	1,967,534.67
Total Commitments	\$	<u>1,967,534.67</u>
Total Uncommitted Funds Available for New Projects	\$	12,175.49

STATE ROAD PROJECTS

Project ID#	PROJECT DESCRIPTION	WORK TYPE	RESPONSIBLE AGENCY	BUDGET	EXPENDITURES	CURRENT FISCAL YEAR EXPENDITURES	REMAINING BUDGET	PROJECT STATUS
P029107	Resurface Sellers Rd. Airport Rd & Foxworth Rd	Resurface	SCDOT	\$ 2,503,341.30	\$ 738,439.67	\$ 738,439.67	\$ 1,764,901.63	
P030609 (B)	Resurfaces SC-41 from 7.10 - 8.5 (MP)	Resurface	SCDOT	\$ 202,633.04	\$ -	\$ -	\$ 202,633.04	

TOTALS \$ 2,705,974.34 \$ 738,439.67 \$ 738,439.67 \$ 1,967,534.67

MARION COUNTY - CTC ANNUAL C FUND REPORT
 JULY 1, 2016 - JUNE 30, 2017
 SFY 2016 - 2017 NON-RECURRING FUNDS (P117.135)

Balance of Funds as of July 1, 2016		\$	-
Income:			
Funds Received for Period July 1, 2016 through June 30, 2017	\$	615,000.00	
Interest Earned for Period July 1, 2016 through June 30, 2017	\$	9,265.72	
Total Income		\$	624,265.72
Expenses:			
State Road Project Expenditures	\$	(51,573.35)	
Total Expenditures		\$	(51,573.35)
Balance of Funds as of June 30, 2017		\$	572,692.37
Funding Commitments:			
State Road Projects	\$	570,967.28	
Total Commitments		\$	570,967.28
Total Uncommitted Funds Available for New Projects		\$	1,725.09

STATE ROAD PROJECTS

Project ID#	PROJECT DESCRIPTION	WORK TYPE	RESPONSIBLE AGENCY	BUDGET	EXPENDITURES	CURRENT FISCAL YEAR EXPENDITURES	REMAINING BUDGET	PROJECT STATUS
P030609 (A)	Resurface SC-41 from 7.10 - 8.5 (MP)	Resurface	SCDOT	\$ 622,540.63	\$ 51,573.35	\$ 51,573.35	\$ 570,967.28	

TOTALS

\$ 622,540.63 \$ 51,573.35 \$ 51,573.35 \$ 570,967.28



Certified True and Correct
Batina Feaster, C Program Manager

Batina Feaster
Signature

8.29.2017
Date

MARLBORO COUNTY - CTC ANNUAL C FUND REPORT
 JULY 1, 2016 - JUNE 30, 2017
 RECURRING FUNDS

Balance of Funds as of July 1, 2016	\$ 3,197,938.24
Income:	
Funds Received for Period July 1, 2016 through June 30, 2017	\$ 909,866.66
Interest Earned for Period July 1, 2016 through June 30, 2017	\$ 51,891.17
Total Income	\$ 961,757.83
Expenses:	
3% Administrative Fees - FY 16-17	\$ (27,934.53)
Administrative Fees FY 16-17 & 17-18	\$ (4,000.00)
Refund for PCN39027	\$ 2,014.13
Local Paving Project Expenditures	\$ (118,966.63)
State Road Project Expenditures	\$ (217,379.23)
Total Expenditures	\$ (366,266.26)
Balance of Funds as of June 30, 2017	\$ 3,793,429.81
Funding Commitments:	
Local Paving Projects	\$ 21,102.15
State Road Projects	\$ 2,577,956.71
Total Committed Funds	\$ 2,599,058.86
Total Uncommitted Funds Available for New Projects	\$ 1,194,370.95

PAGE 2 PROJECTS FUNDED WITH RECURRING FUNDS

LOCAL PAVING PROJECTS

Project ID#	PROJECT DESCRIPTION	WORK TYPE	RESPONSIBLE AGENCY	BUDGET	TOTAL EXPENDITURES	CURRENT FISCAL YEAR EXPENDITURES	REMAINING BUDGET	PROJECT STATUS
P028987	Improvements to public parking areas & Safety Improvements	Improvement	Lake Paul Wallace Auth	\$ 318,139.93	\$ 318,139.93	\$ 70,364.71	\$ -	Closed
P031822	Pay remaining invoice for project P028987 that was closed, (for the safety improvements at Lake Paul Wallace)	Improvement	Lake Paul Wallace Auth	\$ 19,704.07	\$ 19,704.07	\$ 19,704.07	\$ -	Closed
P032101	Purchase CR-14 to be placed on county dirt roads	Maintenance	County	\$ 50,000.00	\$ 28,897.85	\$ 28,897.85	\$ 21,102.15	
TOTALS				\$ 387,844.00	\$ 366,741.85	\$ 118,966.63	\$ 21,102.15	

EXPENDITURES FOR LOCAL PAVING PROJECTS AS PERCENT OF TOTAL INCOME: 13.34%

STATE ROAD PROJECTS

Project ID#	PROJECT DESCRIPTION	WORK TYPE	RESPONSIBLE AGENCY	BUDGET	EXPENDITURES	CURRENT FISCAL YEAR EXPENDITURES	REMAINING BUDGET	PROJECT STATUS
0040325	Tree removal various streets in Bennettsville, McColi, Clic & Blenheim	Tree Removal	SCDOT	\$ 250,000.00	\$ 97,250.00	\$ 3,150.00	\$ 152,750.00	
0041420	Install 60' Bridge structure on Oscar Fletcher Rd (S-39)	Bridge	SCDOT	\$ 150,000.00	\$ -	\$ -	\$ 150,000.00	
P027414	Resurface SC-381 from 0.08 MI S of S-34 to 0.07 MI N of S-302	Resurface	SCDOT	\$ 195,233.83	\$ 195,233.83	\$ -	\$ -	
P027631	Resurface S-336, Widening & FDP a portion of SC-38	Resurface	SCDOT	\$ 636,218.85	\$ 636,218.85	\$ -	\$ -	Closed
P028202	Resurface Main St (SC-9) McLeod St (S-516) & Elle Dr. (S-626)	Resurface Road	SCDOT	\$ 328,981.63	\$ 328,981.63	\$ -	\$ -	Closed
P028988	Marlboro Co School Dist - upgrades to Old Wire Rd. (S-165)	Improvements	Marlboro Co School Dist	\$ 160,000.00	\$ 160,000.00	\$ 160,000.00	\$ -	
P029931 (B)	Resurface Wallace Rd. (S-17) & Ebenezer Rd (S-30)	Resurface	SCDOT	\$ 83,069.08	\$ -	\$ -	\$ 83,069.08	
P030491 (B)	Resurface Dumber Rd (S-32)	Resurface	SCDOT	\$ 190,964.02	\$ 54,229.23	\$ 54,229.23	\$ 136,734.79	
P032399 (A)	Resurface S-329, SC-38, S-59, S-18, S-29 & S-63	Resurface	SCDOT	\$ 2,055,402.84	\$ -	\$ -	\$ 2,055,402.84	
TOTALS				\$ 4,049,870.25	\$ 1,471,913.54	\$ 217,379.23	\$ 2,577,956.71	

EXPENDITURES FOR STATE ROAD PROJECTS AS PERCENT OF TOTAL INCOME: 216.29%

MARLBORO COUNTY - CTC ANNUAL C FUND REPORT
 JULY 1, 2016 - JUNE 30, 2017
 SFY 2015 - 2016 NON-RECURRING FUNDS (H.4230)

Balance of Funds as of July 1, 2016	\$ 2,613,202.20
Income:	
Funds Received for Period July 1, 2016 through June 30, 2017	\$ -
Interest Earned for Period July 1, 2016 through June 30, 2017	\$ 39,530.37
Total Income	<u>\$ 39,530.37</u>
Expenses:	
State Road Project Expenditures	\$ (714,989.22)
Total Expenditures	<u>\$ (714,989.22)</u>
Balance of Funds as of June 30, 2017	\$ 1,937,743.35
Funding Commitments:	
State Road Projects	\$ 1,872,312.36
Total Commitments	<u>\$ 1,872,312.36</u>
Total Uncommitted Funds Available for New Projects	\$ 65,430.99

STATE ROAD PROJECTS

Project ID#	PROJECT DESCRIPTION	WORK TYPE	RESPONSIBLE AGENCY	BUDGET	EXPENDITURES	CURRENT FISCAL YEAR EXPENDITURES	REMAINING BUDGET	PROJECT STATUS
P029600 (A)	Resurface Arcadia Rd (S-31)	Resurface	SCDOT	\$ 795,641.28	\$ 522,925.75	\$ 522,925.75	\$ 272,715.53	
P029931 (A)	Resurface Wallace Rd (S-17) & Ebenezer Rd (S-30)	Resurface	SCDOT	\$ 1,100,369.49	\$ 143,844.67	\$ 143,844.67	\$ 956,524.82	
P030491 (A)	Resurface Dunbar Rd (S-32)	Resurface	SCDOT	\$ 676,703.78	\$ 48,218.80	\$ 48,218.80	\$ 628,484.98	
P032399 (B)	Resurface S-329, SC-38, S-59, S-18, S-29 & S-63	Resurface	SCDOT	\$ 14,587.03	\$ -	\$ -	\$ 14,587.03	
TOTALS				\$ 2,567,301.58	\$ 714,989.22	\$ 714,989.22	\$ 1,872,312.36	

MARLBORO COUNTY - CTC ANNUAL C FUND REPORT
 JULY 1, 2016 - JUNE 30, 2017
 SFY 2016 - 2017 NON-RECURRING FUNDS (P117.135)

Balance of Funds as of July 1, 2016	\$	-
Income:		
Funds Received for Period July 1, 2016 through June 30, 2017	\$	600,000.00
Interest Earned for Period July 1, 2016 through June 30, 2017	\$	9,039.72
Total Income	\$	609,039.72
Expenses:		
State Road Project Expenditures	\$	-
Total Expenditures	\$	-
Balance of Funds as of June 30, 2017	\$	609,039.72
Funding Commitments:		
State Road Projects	\$	-
Total Commitments	\$	-
Total Uncommitted Funds Available for New Projects	\$	609,039.72

STATE ROAD PROJECTS

Project ID#	PROJECT DESCRIPTION	WORK TYPE	RESPONSIBLE AGENCY	BUDGET	EXPENDITURES	CURRENT FISCAL YEAR EXPENDITURES	REMAINING BUDGET	PROJECT STATUS
				\$ -	\$ -	\$ -	\$ -	
TOTALS				\$ -	\$ -	\$ -	\$ -	



Certified True and Correct
 Batina Feaster, C Program Manager

Batina Feaster
 Signature

8-29-2017
 Date

NEWBERRY COUNTY - CTC ANNUAL C FUND REPORT
 JULY 1, 2016 - JUNE 30, 2017
 RECURRING FUNDS

Balance of Funds as of July 1, 2016 **\$ 2,826,265.41**

Income:

Funds Received for Period July 1, 2016 through June 30, 2017	\$ 1,224,436.73	
Interest Earned for Period July 1, 2016 through June 30, 2017	\$ 34,908.01	
Total Income	\$ 1,259,344.74	

Expenses:

3% Administrative Fees - FY 16-17	\$ (36,087.91)	
Local Paving Project Expenditures	\$ (757,134.35)	
State Road Project Expenditures	\$ (1,438,844.09)	
Total Expenditures	\$ (2,232,066.35)	

Balance of Funds as of June 30, 2017 **\$ 1,853,543.80**

Funding Commitments:

Local Paving Projects	\$ 535,154.00	
State Road Projects	\$ 1,200,954.52	
Total Committed Funds	\$ 1,736,108.52	

Total Uncommitted Funds Available for New Projects **\$ 117,435.28**

PAGE 2 PROJECTS FUNDED WITH RECURRING FUNDS

LOCAL PAVING PROJECTS

Project ID#	PROJECT DESCRIPTION	WORK TYPE	RESPONSIBLE AGENCY	BUDGET	TOTAL EXPENDITURES	CURRENT FISCAL YEAR EXPENDITURES	REMAINING BUDGET	PROJECT STATUS
P027267	Roadway striping on county roads	Improvement	County	\$ 23,000.00	\$ -	\$ -	\$ 23,000.00	
	Full Depth Patching & resurfacing - Crosshill Ln, Over Creek Cr, Pinewood Ct, Tanglewood Ct, Woodridge Ln, & Timberwood Tr	Resurface	City of Newberry	\$ 167,000.00	\$ 167,000.00	\$ 167,000.00	\$ -	Closed
P028485	Patch & overlay Rollin Rd & Winding Jolly Rd	Resurface	County	\$ 240,127.00	\$ 240,127.00	\$ 240,127.00	\$ -	Closed
	Patch & overlay Peninsula Dr, Alston Ln, Bay Ct, Drayton Ct, Melrose Pl, Middleton Pl, Pointe Ln, Bell Isle & Summerset Pl	Patching	County	\$ 371,570.00	\$ 371,570.00	\$ 15,000.00	\$ -	Closed
P028814	CTC Consultant services for FY15/16	Consulting	County	\$ 24,000.00	\$ 22,000.00	\$ 4,000.00	\$ 2,000.00	
P029234	Full Depth Reclamation of Co Rd Eureka St will be let with state project P029233	Reclamation	SCDOT	\$ 90,768.35	\$ 90,768.35	\$ 90,768.35	\$ -	Closed
P029896	Resurface Hiller St, Crosson St, Charles St, Green St, etc	Resurface	City of Newberry	\$ 100,000.00	\$ 100,000.00	\$ 100,000.00	\$ -	Closed
P029965	Full depth patching & resurfacing Sexton Rd and Wessinger Rd.	Resurface	County	\$ 126,239.00	\$ 126,239.00	\$ 126,239.00	\$ -	Closed
P030829	CTC Consultant Fees For FY 16-17	Consulting	County	\$ 24,000.00	\$ 14,000.00	\$ 14,000.00	\$ 10,000.00	
P032387	Emergency repair to storm drain on Friend St including resurfacing the area	Drainage	City of Newberry	\$ 10,000.00	\$ -	\$ -	\$ 10,000.00	
P032388	Resurface Gulf St, Bodle St, Hazel St, Priscilla St & Radio St	Resurface	City of Newberry	\$ 115,000.00	\$ -	\$ -	\$ 115,000.00	
P032464	Level & resurface Brannon Rd	Resurface	County	\$ 140,377.00	\$ -	\$ -	\$ 140,377.00	
P032465	Level & resurface Paul Long Rd	Resurface	County	\$ 45,056.00	\$ -	\$ -	\$ 45,056.00	
	Chip seal Lanewood Rd, Fish Pond Rd, Doe Rd, Devon Rd & Little Ranches Rd	Chip Seal	County	\$ 81,312.00	\$ -	\$ -	\$ 81,312.00	
P034694	Patching & chip sealing Plum Nelly Rd, Paul Green Rd, Yarbrough Cr & Willingham Rd	Chip Seal	County	\$ 84,409.00	\$ -	\$ -	\$ 84,409.00	
P034695	CTC Consultant Fees for FY 17-18	Consulting	County	\$ 24,000.00	\$ -	\$ -	\$ 24,000.00	
TOTALS				\$ 1,666,858.35	\$ 1,131,704.35	\$ 757,134.35	\$ 535,154.00	

EXPENDITURES FOR LOCAL PAVING PROJECTS AS PERCENT OF TOTAL INCOME: 63.03%

STATE ROAD PROJECTS

Project ID#	PROJECT DESCRIPTION	WORK TYPE	RESPONSIBLE AGENCY	BUDGET	EXPENDITURES	CURRENT FISCAL YEAR EXPENDITURES	REMAINING BUDGET	PROJECT STATUS
P026997	Resurface all or a portion of S-783, S-799, S-740 & S-348	Resurface	SCDOT	\$ 726,900.50	\$ 726,900.50	\$ 4,543.80	\$ -	Closed
P027558	Resurface Forest Ridge Dr (S-762) and Timberwood Tr (S-763)	Resurface	City Newberry	\$ 128,000.00	\$ 128,000.00	\$ 128,000.00	\$ -	Closed
P028864	Chip seal S-49, S-28, S-614, S-554, S-554 SPUR & S-571	Chip Seal	SCDOT	\$ 517,643.39	\$ 517,643.39	\$ 478,872.76	\$ -	
P029220	Upgrade Downtown Sidewalks to ensure ADA Compliance & Save pedestrian walkway on Main St. (S-391)	Enhancement	SCDOT	\$ 69,108.00	\$ 69,108.00	\$ -	\$ -	Closed
P029233	Full-depth reclamation of S-432, S-431, S-15	Reclamation	SCDOT	\$ 557,975.21	\$ 557,975.21	\$ 537,363.21	\$ -	Closed
P029235	Full depth reclamation of Maybinton Rd (S-45) Tyger River Rd (S-54), Dogwalla Rd (S-702) & Peter's Creek Rd (S-156)	Reclamation	SCDOT	\$ 1,098,537.03	\$ 290,064.32	\$ 290,064.32	\$ 808,472.71	
P030012	Bridge Spanning the Enoree River Along US-176(SC72/SC-212 starting in Newberry Co "Senator Marvin E. Abrams Bridge"	Dedication	SCDOT	\$ 250.00	\$ -	\$ -	\$ 250.00	
P030291	I-26/SC-773 "Senator Marvin E. Abrams Bridge"	Dedication	SCDOT	\$ 500.00	\$ -	\$ -	\$ 500.00	
P030292	I-26/SC-202 "Senator Eugene Griffith Interchange"	Dedication	SCDOT	\$ 500.00	\$ -	\$ -	\$ 500.00	
P032459 (A)	Mill & resurface SC-66	Resurface & Improvements	SCDOT	\$ 391,231.81	\$ -	\$ -	\$ 391,231.81	

TOTALS

\$ 3,490,645.94 \$ 2,289,691.42 \$ 1,438,844.09 \$ 1,200,954.52

EXPENDITURES FOR STATE ROAD PROJECTS AS PERCENT OF TOTAL INCOME:

14.02%

NEWBERRY COUNTY - CTC ANNUAL C FUND REPORT
 JULY 1, 2016 - JUNE 30, 2017
 SFY 2015 - 2016 NON-RECURRING FUNDS (H.4230)

Balance of Funds as of July 1, 2016	\$ 3,269,404.03
Income:	
Funds Received for Period July 1, 2016 through June 30, 2017	\$ -
Interest Earned for Period July 1, 2016 through June 30, 2017	\$ 33,585.08
Total Income	<u>\$ 33,585.08</u>
Expenses:	
State Road Project Expenditures	\$ (1,500,819.32)
Total Expenditures	<u>\$ (1,500,819.32)</u>
Balance of Funds as of June 30, 2017	\$ 1,802,169.79
Funding Commitments:	
State Road Projects	\$ 1,843,974.88
Total Commitments	<u>\$ 1,843,974.88</u>
Total Uncommitted Funds Available for New Projects	\$ (41,805.09)

STATE ROAD PROJECTS

Project ID#	PROJECT DESCRIPTION	WORK TYPE	RESPONSIBLE AGENCY	BUDGET	EXPENDITURES	CURRENT FISCAL YEAR EXPENDITURES	REMAINING BUDGET	PROJECT STATUS
P029236	Tripe Treatment on S-67, S-17/42 & S-281	Tripe treatment	SCDOT	\$ 2,036,039.24	\$ 1,628,071.77	\$ 1,500,819.32	\$ 407,967.47	
P029402 (A)	Full depth reclamation of S-33, S-17 & S-299	Reclamation	SCDOT	\$ 1,027,808.07	\$ -	\$ -	\$ 1,027,808.07	
P032458 (A)	Full depth reclamation of S-344 & S-545	Reclamation	SCDOT	\$ 361,414.15	\$ -	\$ -	\$ 361,414.15	
P032459 (B)	Mill & resurface SC-66	Resurface & improvements	SCDOT	\$ 46,785.19	\$ -	\$ -	\$ 46,785.19	
TOTALS				\$ 3,472,046.65	\$ 1,628,071.77	\$ 1,500,819.32	\$ 1,843,974.88	

NEWBERRY COUNTY - CTC ANNUAL C FUND REPORT
 JULY 1, 2016 - JUNE 30, 2017
 SFY 2016 - 2017 NON-RECURRING FUNDS (P117.135)

Balance of Funds as of July 1, 2016	\$	-
Income:		
Funds Received for Period July 1, 2016 through June 30, 2017	\$	810,000.00
Interest Earned for Period July 1, 2016 through June 30, 2017	\$	12,203.61
Total Income	\$	822,203.61
Expenses:		
State Road Project Expenditures	\$	-
Total Expenditures	\$	-
Balance of Funds as of June 30, 2017	\$	822,203.61
Funding Commitments:		
State Road Projects	\$	773,146.35
Total Commitments	\$	773,146.35
Total Uncommitted Funds Available for New Projects	\$	49,057.26

STATE ROAD PROJECTS

Project ID#	PROJECT DESCRIPTION	WORK TYPE	RESPONSIBLE AGENCY	BUDGET	EXPENDITURES	CURRENT FISCAL YEAR EXPENDITURES	REMAINING BUDGET	PROJECT STATUS
P032110	Full depth reclamation of S-86 & S-86	Reclamation	SCDOT	\$ 636,560.50	\$ -	\$ -	\$ 636,560.50	
P032458 (B)	Full depth reclamation of S-344 & S-545	Reclamation	SCDOT	\$ 136,585.85	\$ -	\$ -	\$ 136,585.85	
TOTALS				\$ 773,146.35	\$ -	\$ -	\$ 773,146.35	



Certified True and Correct
 Batina Feaster, C Program Manager

Batina Feaster
 Signature

8.29.2017
 Date

OCONEE COUNTY - CTC ANNUAL C FUND REPORT
 JULY 1, 2016 - JUNE 30, 2017
 RECURRING FUNDS

Balance of Funds as of July 1, 2016		\$ 3,088,766.88
Income:		
Funds Received for Period July 1, 2016 through June 30, 2017	\$ 1,727,452.23	
Interest Earned for Period July 1, 2016 through June 30, 2017	\$ 52,996.15	
Total Income	\$ 1,780,408.38	
Expenses:		
3% Administrative Fees - FY 16-17	\$ (51,793.20)	
Local Paving Project Expenditures	\$ (16,014.97)	
State Road Project Expenditures	\$ (856,694.75)	
Total Expenditures	\$ (924,502.92)	
Balance of Funds as of June 30, 2017		\$ 3,944,672.34
Funding Commitments:		
Local Paving Projects	\$ 646,391.55	
State Road Projects	\$ 636,269.95	
Total Committed Funds	\$ 1,282,661.50	
Total Uncommitted Funds Available for New Projects		\$ 2,662,010.84

LOCAL PAVING PROJECTS

Project ID#	PROJECT DESCRIPTION	WORK TYPE	RESPONSIBLE AGENCY	BUDGET	TOTAL EXPENDITURES	CURRENT FISCAL YEAR EXPENDITURES	REMAINING BUDGET	PROJECT STATUS
P028567	Resurface Entrance & Parking lot at the city gym to include striping & Handicap compliance & make ADA complaint on N College St.	Resurface	City of Walhalla	\$ 61,371.83	\$ 61,371.83	\$ (2,402.83)	\$ -	Closed
P030548	Partial Match for road improvements to New Seneca Rail Park off S-37	Improvements	County	\$ 70,000.00	\$ -	\$ -	\$ 70,000.00	
P030905	Resurface & Road Improvements to county roads	Resurface	County	\$ 400,000.00	\$ -	\$ -	\$ 400,000.00	
P030988	Install Cul-de-sac at Ocone Co industrial park	Improvements	County	\$ 20,000.00	\$ 18,417.80	\$ 18,417.80	\$ 1,582.20	
P032241	Resurface Legion Dr	Resurface	County	\$ 174,809.35	\$ -	\$ -	\$ 174,809.35	
TOTALS				\$ 726,181.18	\$ 79,789.63	\$ 16,014.97	\$ 646,391.55	

EXPENDITURES FOR LOCAL PAVING PROJECTS AS PERCENT OF TOTAL INCOME: 0.94%

STATE ROAD PROJECTS

Project ID#	PROJECT DESCRIPTION	WORK TYPE	RESPONSIBLE AGENCY	BUDGET	EXPENDITURES	CURRENT FISCAL YEAR EXPENDITURES	REMAINING BUDGET	PROJECT STATUS
P027255	Resurface Scenic Heights Rd (S-131)	Resurface	SCDOT	\$ 501,598.42	\$ 501,598.42	\$ 660.00	\$ -	Closed
P028241	Road improvements to Main St (SC-28) & Resurface from Ann St to Tugaloo	Improvements	Walhalla	\$ 1,000,000.00	\$ 1,000,000.00	\$ -	\$ -	Closed
P028478	Repair and/or construct sidewalks on portions of S-106, S-152, S-154, S-550, S-551, S-406 etc.	Sidewalks	Westminster	\$ 531,447.70	\$ 531,447.70	\$ 531,447.70	\$ -	Closed
P029180	Install Solar-powered "plant entrance" flashers on S-488 at the Borg Warner Plant	Signal	City of Seneca	\$ 10,121.00	\$ 10,121.00	\$ 10,121.00	\$ -	Closed
P032212	Road & shoulder work on N Townville Rd (S-299/301) & Pine St (S-284)	Improvements	City of Seneca	\$ 900,736.00	\$ 268,266.05	\$ 268,266.05	\$ 632,469.95	
P032213	Deceleration lane on westbound lane of SC-28	Improvements	City of Walhalla	\$ 50,000.00	\$ 46,200.00	\$ 46,200.00	\$ 3,800.00	
TOTALS				\$ 2,993,903.12	\$ 2,357,633.17	\$ 856,694.75	\$ 636,269.95	

EXPENDITURES FOR STATE ROAD PROJECTS AS PERCENT OF TOTAL INCOME: 72.95%

OCONEE COUNTY - CTC ANNUAL C FUND REPORT
 JULY 1, 2016 - JUNE 30, 2017

Balance of Funds as of July 1, 2016	\$		\$ 4,921,530.80
Income:			
Funds Received for Period July 1, 2016 through June 30, 2017	\$	-	
Interest Earned for Period July 1, 2016 through June 30, 2017	\$	77,893.85	
Total Income		\$	77,893.85
Expenses:			
State Road Project Expenditures		\$ (693,264.88)	
Total Expenditures		\$	(693,264.88)
Balance of Funds as of June 30, 2017			\$ 4,306,159.77
Funding Commitments:			
State Road Projects		\$ 4,130,691.58	
Total Commitments		\$	4,130,691.58
Total Uncommitted Funds Available for New Projects			\$ 175,468.19

STATE ROAD PROJECTS

Project ID#	PROJECT DESCRIPTION	WORK TYPE	RESPONSIBLE AGENCY	BUDGET	EXPENDITURES	CURRENT FISCAL YEAR EXPENDITURES	REMAINING BUDGET	PROJECT STATUS
P029185 (A)	Resurface S-35,S-50,S-54,S-136,S-439,S-447,S-480 & S-37	Resurface	SCDOT	\$ 4,823,956.46	\$ 693,264.88	\$ 693,264.88	\$ 4,130,691.58	
TOTALS				\$ 4,823,956.46	\$ 693,264.88	\$ 693,264.88	\$ 4,130,691.58	

OCONEE COUNTY - CTC ANNUAL C FUND REPORT
 JULY 1, 2016 - JUNE 30, 2017
 SFY 2016 - 2017 NON-RECURRING FUNDS (P117.135)

Balance of Funds as of July 1, 2016	\$	-
Income:		
Funds Received for Period July 1, 2016 through June 30, 2017	\$	1,140,000.00
Interest Earned for Period July 1, 2016 through June 30, 2017	\$	17,175.46
Total Income	\$	1,157,175.46
Expenses:		
State Road Project Expenditures	\$	-
Total Expenditures	\$	-
Balance of Funds as of June 30, 2017	\$	1,157,175.46
Funding Commitments:		
State Road Projects	\$	1,153,166.33
Total Commitments	\$	1,153,166.33
Total Uncommitted Funds Available for New Projects	\$	4,009.13

STATE ROAD PROJECTS

Project ID#	PROJECT DESCRIPTION	WORK TYPE	RESPONSIBLE AGENCY	BUDGET	EXPENDITURES	CURRENT FISCAL YEAR EXPENDITURES	REMAINING BUDGET	PROJECT STATUS
P030766	Resurface SC-59 (W Fairplay Blvd) to SC-243 (E Fairplay Blvd)	Resurface	SCDOT	\$ 1,153,166.33	\$ -	\$ -	\$ 1,153,166.33	
TOTALS				\$ 1,153,166.33	\$ -	\$ -	\$ 1,153,166.33	



Certified True and Correct
 Batina Feaster, C Program Manager

Batina Feaster
 Signature

8.29.2017
 Date

ORANGEBURG COUNTY - CTC ANNUAL C FUND REPORT
 JULY 1, 2016 - JUNE 30, 2017
 RECURRING FUNDS

Balance of Funds as of July 1, 2016		\$ 10,645,594.60
Income:		
Funds Received for Period July 1, 2016 through June 30, 2017	\$ 2,432,598.90	
Interest Earned for Period July 1, 2016 through June 30, 2017	\$ 163,067.62	
Total Income	\$ 2,595,666.52	
Expenses:		
3% Administrative Fees - FY 16-17	\$ (74,913.25)	
Local Paving Project Expenditures	\$ (2,602,307.19)	
State Road Project Expenditures	\$ (697,942.98)	
Total Expenditures	\$ (3,375,163.42)	
Balance of Funds as of June 30, 2017		\$ 9,866,097.70
Funding Commitments:		
Local Paving Projects	\$ 5,883,832.83	
State Road Projects	\$ 1,490,172.23	
Total Committed Funds	\$ 7,374,005.06	
Total Uncommitted Funds Available for New Projects		\$ 2,492,092.64

LOCAL PAVING PROJECTS

Project ID#	PROJECT DESCRIPTION	WORK TYPE	RESPONSIBLE AGENCY	BUDGET	TOTAL EXPENDITURES	CURRENT FISCAL YEAR EXPENDITURES	REMAINING BUDGET	PROJECT STATUS
6037220	Construction to connect YMCA, City of Orangeburg's recreation complex & 60+ acre retail development to North Rd	Construction	City of Orangeburg	\$ 200,000.00	\$ 200,000.00	200,000.00	-	Closed
6037474	Construct county rds, Peizer St, Barnes Alley, Oakleaf Ln, Sweet St, John Brown Rd, Rush St, Vincent Dr, Partridge Run Rd, Robinson Rd, Kristi Ct, Monckinbird Dr, Podium Rd, Rivers St, Rio Dr, Amber Rd, Buenva Vista Dr, Redmond, Cumberland Ct, Riverbirch Dr, Sand St, Cooter Rd, Rufus Rd, & Cloverdale Ln	Construction	County	\$ 1,568,674.87	\$ 1,568,674.87	-	-	Closed
6041315	Pave Wactor Dr in Santee	Paving	County	\$ 291,227.20	\$ -	-	291,227.20	
6041316	Pave Comet Ct in Eutawville	Paving	County	\$ 111,538.40	\$ -	-	111,538.40	
6041319	Pave Gaines Ct in Vance	Paving	County	\$ 127,846.83	\$ -	-	127,846.83	
6041982	Pave Hi-Ridge Rd in Eutawville	Paving	County	\$ 104,756.08	\$ -	-	104,756.08	
6042263	Pave Stardust Ln	Paving	County	\$ 173,537.18	\$ -	-	173,537.18	
6042264	Pave Montgomery Dr.	Paving	County	\$ 117,038.26	\$ -	-	117,038.26	
6042266	Pave Waikiki Dr.	Paving	County	\$ 110,148.88	\$ -	-	110,148.88	
6042523	Pave Acacia Lane	Paving	County	\$ 137,004.67	\$ 137,004.67	137,004.67	-	Closed
6042524	Pave Millwood Farm Rd	Paving	County	\$ 190,000.00	\$ -	-	190,000.00	
6042525	Pave Iva Rd	Paving	County	\$ 353,680.92	\$ 353,680.92	353,680.92	-	Closed
6042868	Pave Erika Ln N.E.	Paving	County	\$ 109,421.19	\$ 109,421.19	109,421.19	-	Closed
6042869	Pave Waters Ferry Rd	Paving	County	\$ 560,149.80	\$ 560,149.80	560,149.80	-	Closed
6042870	Pave Mannlicher Dr.	Paving	County	\$ 82,487.13	\$ 82,487.13	82,487.13	-	Closed
P027710	Pave Archie Rd	Paving	County	\$ 95,000.00	\$ -	-	95,000.00	
P027711	Pave Lancelot Dr.	Paving	County	\$ 95,402.61	\$ 95,402.61	95,402.61	-	Closed
P027712	Pave Brock Dr.	Paving	County	\$ 100,000.00	\$ -	-	100,000.00	
P027713	Pave Creek Mill Rd	Paving	County	\$ 495,000.00	\$ -	-	495,000.00	
P028150	Pave Lanier Rd in Holly Hill	Paving	County	\$ 370,000.00	\$ -	-	370,000.00	
P028330	Pave Farnum Rd	Paving	County	\$ 502,000.00	\$ -	-	502,000.00	
P028332	Pave Ackerly Rd	Paving	County	\$ 295,000.00	\$ -	-	295,000.00	
P028793	Pave Bethel Forest Rd	Paving	County	\$ 270,000.00	\$ -	-	270,000.00	
P028794	Pave Saddle Ridge Rd	Paving	County	\$ 152,000.00	\$ -	-	152,000.00	
P028795	Pave Cobb Rd & Thornadyke Rd	Paving	County	\$ 165,400.87	\$ 165,400.87	165,400.87	-	Closed
P028796	Pave Northwood Dr	Paving	County	\$ 120,000.00	\$ -	-	120,000.00	
P029538	Pave Odell Dr	Paving	County	\$ 140,000.00	\$ -	-	140,000.00	
P029359	Pave Darlene Dr	Paving	County	\$ 150,000.00	\$ -	-	150,000.00	
P030298	Pave Pine St in Holly Hill	Paving	County	\$ 85,000.00	\$ -	-	85,000.00	
P030299	Pave Gable Dr in Eutawville	Paving	County	\$ 270,000.00	\$ -	-	270,000.00	
P030300	Pave Elm St in Holly Hill	Paving	County	\$ 45,000.00	\$ -	-	45,000.00	
P030310	Pave Deer Meadow Rd	Paving	County	\$ 25,000.00	\$ -	-	25,000.00	
P030460	Construct new access road for Phase 1 development E Side Hwy 601 Magnolia St	Construction	County	\$ 950,000.00	\$ 898,760.00	898,760.00	51,240.00	

LOCAL PAVING PROJECTS (Continued)

Project ID#	PROJECT DESCRIPTION	WORK TYPE	RESPONSIBLE AGENCY	BUDGET	EXPENDITURES	CURRENT FISCAL YEAR EXPENDITURES	REMAINING BUDGET	PROJECT STATUS
P030754	Pave Felder Rd	Paving	County	\$ 90,000.00	\$ -	-	90,000.00	
P030755	Pave Netherlands Dr.	Paving	County	\$ 299,500.00	\$ -	-	299,500.00	
P030756	Pave Stacey Bridge Rd	Paving	County	\$ 335,000.00	\$ -	-	335,000.00	
P030757	Pave Trojan St.	Paving	County	\$ 125,000.00	\$ -	-	125,000.00	
P031872	Pave Ruff Rd	Paving	County	\$ 643,000.00	\$ -	-	643,000.00	

TOTALS \$ 10,054,814.89 \$ 4,170,982.06 2,602,307.19 5,883,832.83

EXPENDITURES FOR LOCAL PAVING PROJECTS AS PERCENT OF TOTAL INCOME: 109.11%

STATE ROAD PROJECTS

Project ID#	PROJECT DESCRIPTION	WORK TYPE	RESPONSIBLE AGENCY	BUDGET	EXPENDITURES	CURRENT FISCAL YEAR EXPENDITURES	REMAINING BUDGET	PROJECT STATUS
0041484	Widen & install left turn lane on US-21	Left Turn Lane	County	\$ 315,000.00	\$ -	\$ -	\$ 315,000.00	
0041485	Install Pedestrian Bridge at SC State University Across US-21	Bridge	SCDOT	\$ 1,085,000.00	\$ 1,085,000.00	\$ -	\$ -	
0041623	Interchange Project for I-95/US-301	Interchange	SCDOT	\$ 500,000.00	\$ 500,000.00	\$ -	\$ -	
0042265	Drainage Correction on US-15 Conn Intersection located at US-15 & US-301 "SCHP	Drainage	Santee	\$ 20,888.00	\$ 4,283.00	\$ 4,283.00	\$ 16,605.00	
P027441	Patrolman Harry B. Ray Memorial Intersection"	Dedication	SCDOT	\$ 500.00	\$ 500.00	\$ 500.00	\$ -	Closed
P027821	Intersection Improvement at US-601 & Zan St; Fed Project #34105	Improvement	SCDOT	\$ 500,000.00	\$ -	\$ -	\$ 500,000.00	
P028627	Streetscape Project to include sidewalk, lighting, landscaping & irrigation along Old St Rd (US-176)	Enhancement	SCDOT	\$ 100,000.00	\$ 100,000.00	\$ -	\$ -	
P029162	Install sidewalk on Homestead Rd (S-36) from US-178 to Bowman Fire Dept	Sidewalk	SCDOT	\$ 75,000.00	\$ 75,000.00	\$ 70,000.00	\$ -	
P029650 (B)	Resurface S-33, S-39, S-52, S-90, S-92, S-179, S-244, S-245, S-263, S-507, S-907, S-910, S-949, S-955, S-1010, S-1374, S-17670 & S-1816	Resurface	SCDOT	\$ 981,727.21	\$ 323,159.98	\$ 323,159.98	\$ 658,567.23	
P030373	Resurface SC-70	Resurface	SCDOT	\$ 300,000.00	\$ 300,000.00	\$ 300,000.00	\$ -	

TOTALS \$ 3,878,115.21 \$ 2,387,942.98 \$ 697,942.98 \$ 1,490,172.23

EXPENDITURES FOR STATE ROAD PROJECTS AS PERCENT OF TOTAL INCOME: 51.11%

ORANGEBURG COUNTY - CTC ANNUAL C FUND REPORT
 JULY 1, 2016 - JUNE 30, 2017
 SFY 2015 - 2016 NON-RECURRING FUNDS (H.4230)

Balance of Funds as of July 1, 2016	\$	6,775,696.15
Income:		
Funds Received for Period July 1, 2016 through June 30, 2017	\$	-
Interest Earned for Period July 1, 2016 through June 30, 2017	\$	103,997.68
Total Income	\$	<u>103,997.68</u>
Expenses:		
State Road Project Expenditures	\$	(2,310,358.44)
Total Expenditures	\$	<u>(2,310,358.44)</u>
Balance of Funds as of June 30, 2017	\$	4,569,335.39
Funding Commitments:		
State Road Projects	\$	4,434,299.15
Total Commitments	\$	<u>4,434,299.15</u>
Total Uncommitted Funds Available for New Projects	\$	135,036.24

STATE ROAD PROJECTS

Project ID#	PROJECT DESCRIPTION	WORK TYPE	RESPONSIBLE AGENCY	BUDGET	EXPENDITURES	CURRENT FISCAL YEAR EXPENDITURES	REMAINING BUDGET	PROJECT STATUS
C P029240	Resurface S-106, S-116, S-128, S-152, S-224, S-607, S-667, S-1021, S-1022, S-1094, S-1196, S-1203, S-1463, S-1588, S-1649, S-1650, S-1660 & S-1901	Resurface	SCDOT	\$ 2,726,213.48	\$ 2,296,528.93	\$ 2,126,140.59	\$ 429,684.55	
C P029650 (A)	Resurface S-33, S-39, S-52, S-90, S-92, S-179, S-244, S-245, S-263, S-507, S-907, S-910, S-949, S-955, S-1010, S-1374, S-17670 & S-1816	Resurface	SCDOT	\$ 4,188,832.45	\$ 184,217.85	\$ 184,217.85	\$ 4,004,614.60	
TOTALS				\$ 6,915,045.93	\$ 2,480,746.78	\$ 2,310,358.44	\$ 4,434,289.15	

ORANGEBURG COUNTY - CTC ANNUAL C FUND REPORT
 JULY 1, 2016 - JUNE 30, 2017
 SFY 2016 - 2017 NON-RECURRING FUNDS (P117.135)

Balance of Funds as of July 1, 2016	\$	-
Income:		
Funds Received for Period July 1, 2016 through June 30, 2017	\$	1,605,000.00
Interest Earned for Period July 1, 2016 through June 30, 2017	\$	24,181.24
Total Income	\$	<u>1,629,181.24</u>
Expenses:		
State Road Project Expenditures	\$	-
Total Expenditures	\$	-
Balance of Funds as of June 30, 2017	\$	1,629,181.24
Funding Commitments:		
State Road Projects	\$	-
Total Commitments	\$	-
Total Uncommitted Funds Available for New Projects	\$	1,629,181.24

STATE ROAD PROJECTS

Project ID#	PROJECT DESCRIPTION	WORK TYPE	RESPONSIBLE AGENCY	BUDGET	EXPENDITURES	CURRENT FISCAL YEAR EXPENDITURES	REMAINING BUDGET	PROJECT STATUS
				\$ -	\$ -	\$ -	\$ -	
TOTALS				\$ -	\$ -	\$ -	\$ -	



South Carolina
Department of Transportation

Certified True and Correct
Batina Feaster, C Program Manager

Batina Feaster
Signature

8-29-2017
Date

RICHLAND COUNTY - CTC ANNUAL C FUND REPORT
 JULY 1, 2016 - JUNE 30, 2017
 RECURRING FUNDS

Balance of Funds as of July 1, 2016 **\$ 8,309,224.52**

Income:

Funds Received for Period July 1, 2016 through June 30, 2017	\$ 3,562,534.35
Interest Earned for Period July 1, 2016 through June 30, 2017	\$ 129,477.82
Donor Bonus FY16	\$ 254,079.44
Total Income	\$ 3,946,091.61

Expenses:

3% Administrative Fees - FY 16-17	\$ (117,948.96)
Bond Repayment - July 2016	\$ (199,400.00)
Local Paving Project Expenditures	\$ (1,505,934.15)
State Road Project Expenditures	\$ (933,663.77)
Total Expenditures	\$ (2,756,946.88)

Balance of Funds as of June 30, 2017 **\$ 9,498,369.25**

Funding Commitments:

Local Paving Projects	\$ 1,302,086.00
State Road Projects	\$ 5,870,380.38
Total Committed Funds	\$ 7,172,466.38

Total Uncommitted Funds Available for New Projects **\$ 2,325,902.87**

PAGE 2 PROJECTS FUNDED WITH RECURRING FUNDS

LOCAL PAVING PROJECTS

Project ID#	PROJECT DESCRIPTION	WORK TYPE	RESPONSIBLE AGENCY	BUDGET	TOTAL EXPENDITURES	CURRENT FISCAL YEAR EXPENDITURES	REMAINING BUDGET	PROJECT STATUS
6036712	Construction of new gravel access road at Ballentine Park from Bird Ln to parking lot	Construction	County	\$ 239,896.90	\$ 239,896.90	\$ 105,934.15	\$ -	Closed
6041621	Resurface various roads in Richland County	Resurface	County	\$ 1,400,000.00	\$ 1,400,000.00	\$ 1,400,000.00	\$ -	Closed
P029826	Construct sidewalk on Summit Ridge Dr, Bombing Range Rd & Sumter Parkway Between Hard Scabble Rd & Tallion Dr.	Construction	County	\$ 1,012,044.00	\$ -	\$ -	\$ 1,012,044.00	
P030365	Install sidewalk on Miramar Dr.	Sidewalk	County	\$ 290,042.00	\$ -	\$ -	\$ 290,042.00	
TOTALS				\$ 2,941,982.90	\$ 1,639,896.90	\$ 1,505,934.15	\$ 1,302,086.00	

43.24%

EXPENDITURES FOR LOCAL PAVING PROJECTS AS PERCENT OF TOTAL INCOME:

STATE ROAD PROJECTS

Project ID#	PROJECT DESCRIPTION	WORK TYPE	RESPONSIBLE AGENCY	BUDGET	EXPENDITURES	CURRENT FISCAL YEAR EXPENDITURES	REMAINING BUDGET	PROJECT STATUS
0041533	Construct sidewalk on Bitternut Rd (S-1317) Left side only from existing sidewalk near Squirrel Cr to Padgett Rd.	Construction	SCDOT	\$ 925,516.00	\$ 786,873.06	\$ 21,732.70	\$ 158,642.94	
0041846	Contributing to the installation of Sidewalk Along Bluff Rd (SC-48) from Main Fairgrounds entrance on Rosewood Dr, South Along Bluff Rd to George Rogers Blvd.	Sidewalk	SCDOT	\$ 800,000.00	\$ 796,667.53	\$ -	\$ 3,332.47	
0042579	Construct sidewalk along Greenlawn Dr (S-49) from Leesburg Rd to US-76	Construction	SCDOT	\$ 921,816.69	\$ 197,754.65	\$ 21,525.00	\$ 724,062.04	
0042796	Design & construct left turn lane at Defender corp on US-378	Construction	SCDOT	\$ 390,666.57	\$ 329,139.87	\$ 254,455.52	\$ 61,516.70	
P027199	Install sidewalk on Mason Rd (S-219)	Sidewalk	SCDOT	\$ 307,910.80	\$ 284,924.00	\$ 206,058.70	\$ 42,986.80	
P028051	Resurface all or a portion of Chapin Rd, Shadowwood Dr., W Shady grove and Water Garden Ct	Resurface	SCDOT	\$ 1,134,767.32	\$ 879,167.55	\$ 19,711.95	\$ 255,589.77	
P028745	Resurface S-2301, S-2302, S-2308, S-2362 & S-3992	Resurface	SCDOT	\$ 438,252.12	\$ 438,252.12	\$ 406,269.90	\$ -	Closed
P027198	PE for Sidewalk installation on Patterson Rd (S-707)	Sidewalk	SCDOT	\$ 147,362.90	\$ 119,072.90	\$ 1,910.00	\$ 28,290.00	
P027709	Install Sidewalk & Bike Lane, Bluff Rd (SC-48) from S-2644 to Carswell Rd.	Sidewalk	SCDOT	\$ 67,180.00	\$ 67,180.00	\$ -	\$ -	
P029179	Install sidewalk on Rhame Rd (S-266) for 6,400' Intersection at Forest Dr & Ballline Blvd in Forest Acres "Officer Gregory Thomas Alia Intersection"	Sidewalk	SCDOT	\$ 42,175.63	\$ 42,175.63	\$ -	\$ -	
P029705		Dedication	SCDOT	\$ 500.00	\$ 500.00	\$ 500.00	\$ -	Closed

STATE ROAD PROJECTS (Continued)

Project ID#	PROJECT DESCRIPTION	WORK TYPE	RESPONSIBLE AGENCY	BUDGET	TOTAL EXPENDITURES	CURRENT FISCAL YEAR EXPENDITURES	REMAINING BUDGET	PROJECT STATUS
P029800 (B)	Resurface S-41, S-43, S-95, S-336, S-423, S-479, S-489, S-592, etc.	Resurface	SCDOT	\$ 289,002.73	\$ -	\$ -	\$ 289,002.73	
P030001	Install Sidewalk Along Sparkleberry Ln at Spring Valley HS	Sidewalk	SCDOT	\$ 747,760.46	\$ -	\$ -	\$ 747,760.46	
P030101	Bridge that crosses I-20 along Trenholm Rd "Marvin Clifton Cliff" Moore, Jr. memorial bridge"	Dedication	SCDOT	\$ 500.00	\$ 500.00	\$ 500.00	\$ -	Closed
P030134	Portion of US-321 from Friendly Woods Rd to Blythewood Rd "pastor Eddie W. Davis Highway"	Dedication	SCDOT	\$ 500.00	\$ 500.00	\$ 500.00	\$ -	Closed
P030168	Intersection at I-77 & Decker Blvd "Senator Joel Lourie Interchange"	Dedication	SCDOT	\$ 500.00	\$ 500.00	\$ 500.00	\$ -	Closed
P030761	Phase II - Assembly St (SC-48) Improvements for Pendleton St. to Lady St.	Improvements	City of Columbia	\$ 609,000.00	\$ -	\$ -	\$ 609,000.00	
P030763	Sidewalk extension on Piney Woods Rd (S-674)	Sidewalk	SCDOT	\$ 305,835.51	\$ -	\$ -	\$ 305,835.51	
P030764	Install sidewalk on Christie Rd (S-1802)	Sidewalk	SCDOT	\$ 93,006.89	\$ -	\$ -	\$ 93,006.89	
P030765	Sidewalk extension on Brickyard Rd (S-43)	Sidewalk	SCDOT	\$ 50,354.07	\$ -	\$ -	\$ 50,354.07	
P032237	Construct sidewalk along Percival Rd (SC-12)	Sidewalk	County	\$ 2,500,000.00	\$ -	\$ -	\$ 2,500,000.00	
P032397	Interchange located at I-26 & I-26 "Milton Kimpson Interchange"	Dedication	SCDOT	\$ 500.00	\$ -	\$ -	\$ 500.00	
P032398	Name Richard St. "Deacon James Knotts Street"	Dedication	SCDOT	\$ 500.00	\$ -	\$ -	\$ 500.00	

TOTALS

\$ 9,773,587.69 \$ 3,903,207.31 \$ 933,663.77 \$ 5,870,380.38

EXPENDITURES FOR STATE ROAD PROJECTS AS PERCENT OF TOTAL INCOME:

128.99%

RICHLAND COUNTY - CTC ANNUAL C FUND REPORT
 JULY 1, 2016 - JUNE 30, 2017
 SFY 2015 - 2016 NON-RECURRING FUNDS (H.4230)

Balance of Funds as of July 1, 2016		\$	10,431,032.11
Income:			
Funds Received for Period July 1, 2016 through June 30, 2017	\$	-	
Interest Earned for Period July 1, 2016 through June 30, 2017	\$	155,538.50	
Total Income		\$	155,538.50
Expenses:			
State Road Project Expenditures	\$	(2,373,287.82)	
Total Expenditures		\$	(2,373,287.82)
Balance of Funds as of June 30, 2017		\$	8,213,282.79
Funding Commitments:			
State Road Projects	\$	8,057,744.29	
Total Commitments		\$	8,057,744.29
Total Uncommitted Funds Available for New Projects		\$	155,538.50

STATE ROAD PROJECTS

Project ID#	PROJECT DESCRIPTION	WORK TYPE	RESPONSIBLE AGENCY	BUDGET	EXPENDITURES	CURRENT FISCAL YEAR EXPENDITURES	REMAINING BUDGET	PROJECT STATUS
P029900 (A)	Resurface S-41, S-43, S-95, S-336, S-423, S-479, S-489, S-592, S-643, S-674, S-682, S-702, S-826, S-927, S-978, S-1056, S-1292, S-1296, S-1369, S-1382, S-1437, S-1499, S-1500, S-1562, S-1660, S-1751, S-1776, S-1804, S-1837, S-1859, S-2005, S-2089, S-2169, S-2332, S-2365, S-2473, S-2642, S-2643, S-2656, S-2658, S-2894, S-77, S-123, S-390, S-391, S-392, S-483, S-1104, S-1105, S-1389, S-1390, S-1391, S-1392, S-1411, S-2087, S-2291, & S-2295	Resurface	SCDOT	\$ 10,431,032.11	\$ 2,373,287.82	\$ 2,373,287.82	\$ 8,057,744.29	
TOTALS				\$ 10,431,032.11	\$ 2,373,287.82	\$ 2,373,287.82	\$ 8,057,744.29	

RICHLAND COUNTY - CTC ANNUAL C FUND REPORT
 JULY 1, 2016 - JUNE 30, 2017
 SFY 2016 - 2017 NON-RECURRING FUNDS (P117.135)

Balance of Funds as of July 1, 2016	\$	-
Income:		
Funds Received for Period July 1, 2016 through June 30, 2017	\$	2,345,000.00
Interest Earned for Period July 1, 2016 through June 30, 2017	\$	35,330.25
Total Income	\$	<u>2,380,330.25</u>
Expenses:		
State Road Project Expenditures	\$	(88,921.04)
Total Expenditures	\$	<u>(88,921.04)</u>
Balance of Funds as of June 30, 2017	\$	2,291,409.21
Funding Commitments:		
State Road Projects	\$	1,524,929.59
Total Commitments	\$	<u>1,524,929.59</u>
Total Uncommitted Funds Available for New Projects	\$	766,479.62

STATE ROAD PROJECTS

Project ID#	PROJECT DESCRIPTION	WORK TYPE	RESPONSIBLE AGENCY	BUDGET	EXPENDITURES	CURRENT FISCAL YEAR EXPENDITURES	REMAINING BUDGET	PROJECT STATUS
P030762	Resurface S-248, S-1406, S-1889, S-1899, S-2299, S-2302, S-2565, S-3968 & S-3972	Resurface	SCDOT	\$ 1,422,736.63	\$ 88,921.04	\$ 88,921.04	\$ 1,333,815.59	
P032306	Resurface S-215, S-1225, S-1487, S-2067 & S-2067 SPUR	Resurface	SCDOT	\$ 191,114.00	\$ -	\$ -	\$ 191,114.00	
TOTALS				\$ 1,613,850.63	\$ 88,921.04	\$ 88,921.04	\$ 1,524,929.59	



South Carolina
Department of Transportation

Certified True and Correct
Batina Feaster, C Program Manager

Batina Feaster
Signature

8-29-2017

Date

UNION COUNTY - CTC ANNUAL C FUND REPORT
 JULY 1, 2016 - JUNE 30, 2017
 RECURRING FUNDS

Balance of Funds as of July 1, 2016 **\$ 2,277,120.39**

Income:

Funds Received for Period July 1, 2016 through June 30, 2017	\$ 878,890.58
Interest Earned for Period July 1, 2016 through June 30, 2017	\$ 27,568.71
Funds Received for PCN P028125	\$ 8,468.44
Total Income	\$ 914,927.73

Expenses:

3% Administrative Fees - FY 16-17	\$ (28,564.02)
Local Paving Project Expenditures	\$ (899,599.01)
State Road Project Expenditures	\$ (346,790.72)
Total Expenditures	\$ (1,274,953.75)

Balance of Funds as of June 30, 2017 **\$ 1,917,094.37**

Funding Commitments:

Local Paving Projects	\$ 83,937.30
State Road Projects	\$ 596,187.58
Total Committed Funds	\$ 680,124.88

Total Uncommitted Funds Available for New Projects **\$ 1,236,969.49**

PAGE 2 PROJECTS FUNDED WITH RECURRING FUNDS

LOCAL PAVING PROJECTS

Project ID#	PROJECT DESCRIPTION	WORK TYPE	RESPONSIBLE AGENCY	BUDGET	TOTAL EXPENDITURES	CURRENT FISCAL YEAR EXPENDITURES	REMAINING BUDGET	PROJECT STATUS
6042390	Widen, install C&G, Repave & Improve Storm Drainage on 2nd Ave & 3rd St Part of community Block Dev. Grant	Paving	County	\$ 125,924.06	\$ 125,924.06	\$ -	\$ -	Closed
P027299	Resurface several alleys & portions of N First St & Longview Dr	Resurface	County	\$ 68,550.00	\$ -	\$ -	\$ 68,550.00	
P027300	Resurface Franklin St & Norris St in town of Jonesville	Resurface	County	\$ 65,400.00	\$ 65,400.00	\$ 65,400.00	\$ -	Closed
P028125	Extend Midway dr. from approx. 2900' N of SC-49 to Lukesville Rd.	Improvement	County	\$ 500,000.00	\$ 485,925.99	\$ 95,512.30	\$ 14,074.01	
P028637	Sidewalk improvements on sections on the following streets S-504, US-176, S-50, SC-49, S-202, S-16, O'Shields St & Lybrand St	Sidewalk	City of Union	\$ 40,000.00	\$ 40,000.00	\$ 40,000.00	\$ -	Closed
P029966	Resurface county roads	Resurface	County	\$ 700,000.00	\$ 698,686.71	\$ 698,686.71	\$ 1,313.29	
TOTALS				\$ 1,499,874.06	\$ 1,415,936.76	\$ 899,599.01	\$ 83,937.30	

103.84%

EXPENDITURES FOR LOCAL PAVING PROJECTS AS PERCENT OF TOTAL INCOME:

STATE ROAD PROJECTS

Project ID#	PROJECT DESCRIPTION	WORK TYPE	RESPONSIBLE AGENCY	BUDGET	EXPENDITURES	CURRENT FISCAL YEAR EXPENDITURES	REMAINING BUDGET	PROJECT STATUS
P027485	Intersection at US-176 & New Hope Church Rd "Joan Burgess Intersection"	Intersection	SCDOT	\$ 500.00	\$ 500.00	\$ 500.00	\$ -	Closed
P028126	Patching & Resurfacing SC-215, resurfacing S-45 Resurface Buffalo W Springs Hwy (SC-215) from Ace Hardware to Midway BQ	Patching	SCDOT	\$ 1,158,249.32	\$ 1,017,159.96	\$ -	\$ 141,089.36	
P029296	Extend Sidewalk on Forrest St	Resurface	SCDOT	\$ 398,014.87	\$ 361,916.65	\$ 337,040.72	\$ 36,098.22	
P029901	Relocate Water & Sewer Lines for Bridge replacement on SC-9 in the town of Lockhart.	Sidewalk	SCDOT	\$ 50,000.00	\$ -	\$ -	\$ 50,000.00	
P029967	Bridge spanning the Enoree River along US-176/SC-72/SC-212 starting in union co "Senator Marvin E. Abrams Bridge"	Drainage	Union Co	\$ 390,000.00	\$ 21,000.00	\$ 9,000.00	\$ 369,000.00	
P030013		Bridge	SCDOT	\$ 250.00	\$ 250.00	\$ 250.00	\$ -	
TOTALS				\$ 1,997,014.19	\$ 1,400,826.61	\$ 346,790.72	\$ 596,187.58	

0.00%

EXPENDITURES FOR STATE ROAD PROJECTS AS PERCENT OF TOTAL INCOME:

UNION COUNTY - CTC ANNUAL C FUND REPORT
 JULY 1, 2016 - JUNE 30, 2017
 SFY 2015 - 2016 NON-RECURRING FUNDS (H.4230)

Balance of Funds as of July 1, 2016		\$ 2,396,516.85
Income:		
Funds Received for Period July 1, 2016 through June 30, 2017	\$ -	
Interest Earned for Period July 1, 2016 through June 30, 2017	\$ 23,980.98	
Total Income	\$ 23,980.98	
Expenses:		
State Road Project Expenditures	\$ (1,490,417.43)	
Total Expenditures	\$ (1,490,417.43)	
Balance of Funds as of June 30, 2017	\$ 930,080.40	
Funding Commitments:		
State Road Projects	\$ 859,240.45	
Total Commitments	\$ 859,240.45	
Total Uncommitted Funds Available for New Projects	\$ 70,839.95	

STATE ROAD PROJECTS

Project ID#	PROJECT DESCRIPTION	WORK TYPE	RESPONSIBLE AGENCY	BUDGET	EXPENDITURES	CURRENT FISCAL YEAR EXPENDITURES	REMAINING BUDGET	PROJECT STATUS
P029295	Resurface Industrial Park, Lukesville Rd, Hart St, Old Buffalo Rd & Pinckney St	Resurface	SCDOT	\$ 1,721,806.52	\$ 1,450,792.66	\$ 1,343,179.75	\$ 271,013.86	
P029904 (A)	Resurface All or a portion of S-124/S-350 and S-382	Resurface	SCDOT	\$ 735,484.27	\$ 147,237.68	\$ 147,237.68	\$ 588,226.59	
TOTALS				\$ 2,457,270.79	\$ 1,598,030.34	\$ 1,490,417.43	\$ 859,240.45	

UNION COUNTY - CTC ANNUAL C FUND REPORT
 JULY 1, 2016 - JUNE 30, 2017
 SFY 2016 - 2017 NON-RECURRING FUNDS (P117.135)

Balance of Funds as of July 1, 2016	\$	-
Income:		
Funds Received for Period July 1, 2016 through June 30, 2017	\$	580,000.00
Interest Earned for Period July 1, 2016 through June 30, 2017	\$	8,664.94
Total Income	\$	<u>588,664.94</u>
Expenses:		
State Road Project Expenditures	\$	(171,267.54)
Total Expenditures	\$	<u>(171,267.54)</u>
Balance of Funds as of June 30, 2017	\$	417,397.40
Funding Commitments:		
State Road Projects	\$	252,722.89
Total Commitments	\$	<u>252,722.89</u>
Total Uncommitted Funds Available for New Projects	\$	164,674.51

STATE ROAD PROJECTS

Project ID#	PROJECT DESCRIPTION	WORK TYPE	RESPONSIBLE AGENCY	BUDGET	EXPENDITURES	CURRENT FISCAL YEAR EXPENDITURES	REMAINING BUDGET	PROJECT STATUS
P030558	Resurface SC-496 for 0.76 miles	Resurface	SCDOT	\$ 423,990.43	\$ 171,267.54	\$ 171,267.54	\$ 252,722.89	

TOTALS \$ 423,990.43 \$ 171,267.54 \$ 171,267.54 \$ 252,722.89



Certified True and Correct
 Batina Feaster, C Program Manager

Batina Feaster
 Signature

8-29-2017
 Date

WILLIAMSBURG COUNTY - CTC ANNUAL C FUND REPORT
 JULY 1, 2016 - JUNE 30, 2017
 RECURRING FUNDS

Balance of Funds as of July 1, 2016 \$ 2,055,431.22

Income:

Funds Received for Period July 1, 2016 through June 30, 2017 \$ 1,470,303.87
 Interest Earned for Period July 1, 2016 through June 30, 2017 \$ 36,938.20
Total Income \$ 1,507,242.07

Expenses:

3% Administrative Fees - FY 16-17 \$ (43,873.51)
 Bond Repayment - July 2016 \$ (152,700.00)
 Administrative Fees - FY 16/17 \$ (2,000.00)
 Local Paving Project Expenditures \$ (632,544.81)
 State Road Project Expenditures \$ (250.00)
Total Expenditures \$ (881,368.32)

Balance of Funds as of June 30, 2017 \$ 2,681,304.97

Funding Commitments:

Local Paving Projects \$ 245,010.00
 State Road Projects \$ 2,152,368.80
Total Committed Funds \$ 2,397,378.80

Total Uncommitted Funds Available for New Projects \$ 283,926.17

LOCAL PAVING PROJECTS

Project ID#	PROJECT DESCRIPTION	WORK TYPE	RESPONSIBLE AGENCY	BUDGET	TOTAL EXPENDITURES	CURRENT FISCAL YEAR EXPENDITURES	REMAINING BUDGET	PROJECT STATUS
6041506	Rocking on Blakely Community Park	Rocking	County	\$ 257,325.00	\$ 257,315.00	\$ 198,770.00	\$ 10.00	
6041881	Pavement Improvements at VFW on Sandy Bay Hwy	Paving	County	\$ 45,000.00	\$ -	\$ -	\$ 45,000.00	
6042827	Pave School Rd & Stallion Rd	Paving	Kingstree	\$ 450,000.00	\$ 450,000.00	\$ 348,488.00	\$ -	
P029781	Contributing to pave the entrance to Hemingway spec building access Road	Paving	County	\$ 100,000.00	\$ -	\$ -	\$ 100,000.00	
P030474	Stripe Streets in Town of Hemingway	Improvement	County	\$ 3,700.00	\$ 3,700.00	\$ 3,700.00	\$ -	Closed
P030475	Rocking various county roads	Rocking	County	\$ 131,606.81	\$ 131,606.81	\$ 131,606.81	\$ -	Closed
P032208	Construct access road to Williamsburg County Economic Development's Kingstree Commerce Center	Construction	County	\$ 100,000.00	\$ -	\$ -	\$ 100,000.00	
TOTALS				\$ 1,087,631.81	\$ 842,621.81	\$ 682,544.81	\$ 245,010.00	

47.27%

EXPENDITURES FOR LOCAL PAVING PROJECTS AS PERCENT OF TOTAL INCOME:

STATE ROAD PROJECTS

Project ID#	PROJECT DESCRIPTION	WORK TYPE	RESPONSIBLE AGENCY	BUDGET	EXPENDITURES	CURRENT FISCAL YEAR EXPENDITURES	REMAINING BUDGET	PROJECT STATUS
P027534	Purchase Pipe to be used on state roads	Materials	SCDOT	\$ 35,000.00	\$ 17,063.68	\$ -	\$ 17,936.32	
P028746	Name douglas Rd "Patrolman Arnold Carter Memorial Road"	Dedication	SCDOT	\$ 500.00	\$ 500.00	\$ -	\$ -	Closed
P028853	Portion of SC-512 from SC-261 to Williamsburg/Georgetown co Line "John James Snow" II & John James Snow III Highway	Dedication	SCDOT	\$ 250.00	\$ 250.00	\$ 250.00	\$ -	Closed
P030476	Resurface Varner Ave (S-35) & C E Murray Blvd (S-26)	Resurface	County	\$ 35,000.00	\$ -	\$ -	\$ 35,000.00	
P032238 (C)	Resurface S-510, S-26, S-469, S-729, S-653, S-288, S-469, S-684 & S-721	Resurface	SCDOT	\$ 2,099,432.48	\$ -	\$ -	\$ 2,099,432.48	
TOTALS				\$ 2,170,182.48	\$ 17,813.68	\$ 250.00	\$ 2,152,368.80	

65.91%

EXPENDITURES FOR STATE ROAD PROJECTS AS PERCENT OF TOTAL INCOME:

WILLIAMSBURG COUNTY - CTC ANNUAL C FUND REPORT
 JULY 1, 2016 - JUNE 30, 2017
 SFY 2015 - 2016 NON-RECURRING FUNDS (H.4230)

Balance of Funds as of July 1, 2016		\$ 4,202,900.14
Income:		
Funds Received for Period July 1, 2016 through June 30, 2017	\$ -	
Interest Eamed for Period July 1, 2016 through June 30, 2017	\$ 64,465.95	
Total Income	<u>\$ 64,465.95</u>	
Expenses:		
State Road Project Expenditures	\$ (267,926.68)	
Total Expenditures	<u>\$ (267,926.68)</u>	
Balance of Funds as of June 30, 2017		\$ 3,999,439.41
Funding Commitments:		
State Road Projects	\$ 3,976,327.97	
Total Commitments	<u>\$ 3,976,327.97</u>	
Total Uncommitted Funds Available for New Projects		\$ 23,111.44

STATE ROAD PROJECTS

Project ID#	PROJECT DESCRIPTION	WORK TYPE	RESPONSIBLE AGENCY	BUDGET	EXPENDITURES	CURRENT FISCAL YEAR EXPENDITURES	REMAINING BUDGET	PROJECT STATUS
C P029779	Resurface S-26, S-116, S-319 & S-496	Resurface	SCDOT	\$ 4,152,426.94	\$ 267,926.68	\$ 267,926.68	\$ 3,884,500.26	
P032238 (B)	Resurface S-510, S-26, S-469, S-729, S-653, S-288, S-469, S-684 & S-721	Resurface	SCDOT	\$ 91,827.71	\$ -	\$ -	\$ 91,827.71	

TOTALS \$ 4,244,254.65 \$ 267,926.68 \$ 267,926.68 \$ 3,976,327.97

WILLIAMSBURG COUNTY - CTC ANNUAL C FUND REPORT
 JULY 1, 2016 - JUNE 30, 2017
 SFY 2016 - 2017 NON-RECURRING FUNDS (P117.135)

Balance of Funds as of July 1, 2016	\$	-
Income:		
Funds Received for Period July 1, 2016 through June 30, 2017	\$	970,000.00
Interest Earned for Period July 1, 2016 through June 30, 2017	\$	14,614.22
Total Income	\$	984,614.22
Expenses:		
State Road Project Expenditures	\$	-
Total Expenditures	\$	984,614.22
Balance of Funds as of June 30, 2017		
Funding Commitments:		
State Road Projects	\$	979,032.81
Total Commitments	\$	979,032.81
Total Uncommitted Funds Available for New Projects	\$	5,581.41

STATE ROAD PROJECTS

Project ID#	PROJECT DESCRIPTION	WORK TYPE	RESPONSIBLE AGENCY	BUDGET	EXPENDITURES	CURRENT FISCAL YEAR EXPENDITURES	REMAINING BUDGET	PROJECT STATUS
P032238 (A)	Resurface S-510, S-26, S-469, S-729, S-653, S-288, S-489, S-684 & S-721	Resurface	SCDOT	\$ 979,032.81	\$ -	\$ -	\$ 979,032.81	
TOTALS				\$ 979,032.81	\$ -	\$ -	\$ 979,032.81	



Certified True and Correct
 Batina Feaster, C Program Manager

Batina Feaster
 Signature

8-29-2017
 Date

